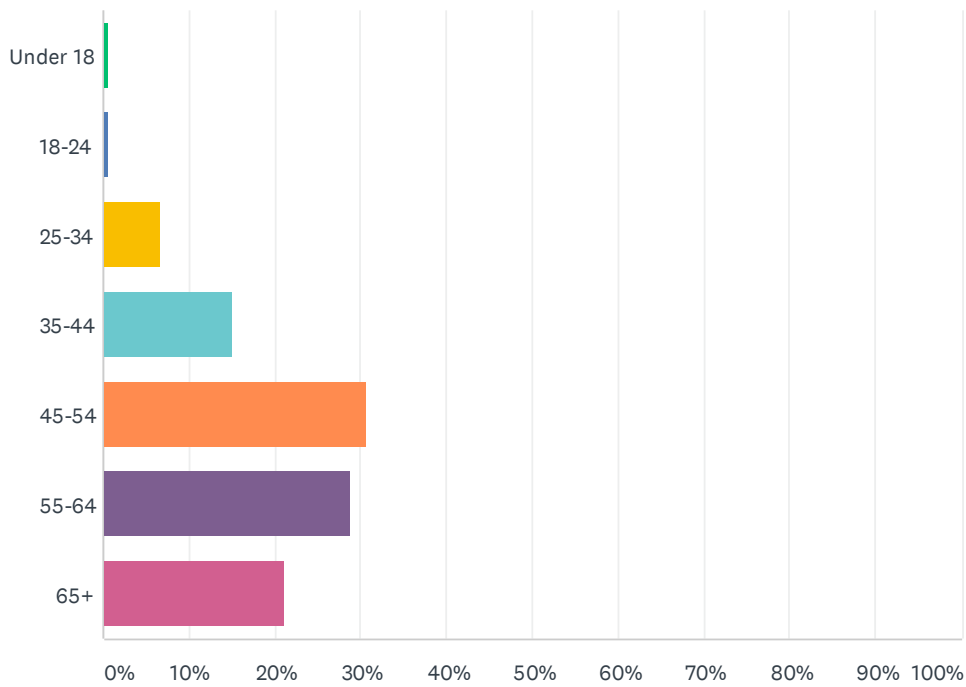


Q1 This survey is confidential but in order to ensure that members do not complete it multiple times we do require you to advise your membership number. This will only be used to ensure that only one survey is considered per membership and will not be linked to any questions or results. Membership Number:

Answered: 168 Skipped: 0

Q2 Age (if this survey is being completed by more than one person, please advise all ages) ?

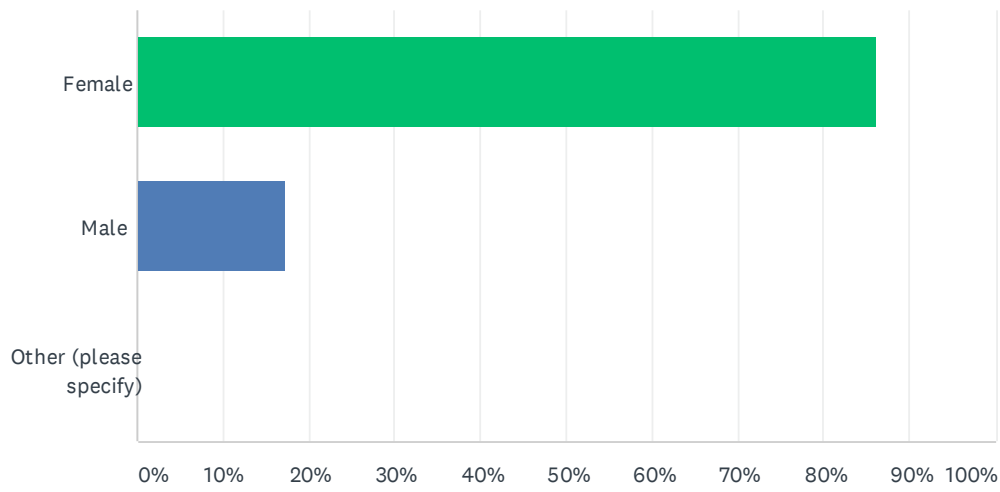
Answered: 166 Skipped: 2



ANSWER CHOICES	RESPONSES	
Under 18	0.60%	1
18-24	0.60%	1
25-34	6.63%	11
35-44	15.06%	25
45-54	30.72%	51
55-64	28.92%	48
65+	21.08%	35
Total Respondents: 166		

Q3 What is your gender (if this survey is being completed by more than one person, please advise all genders) ?

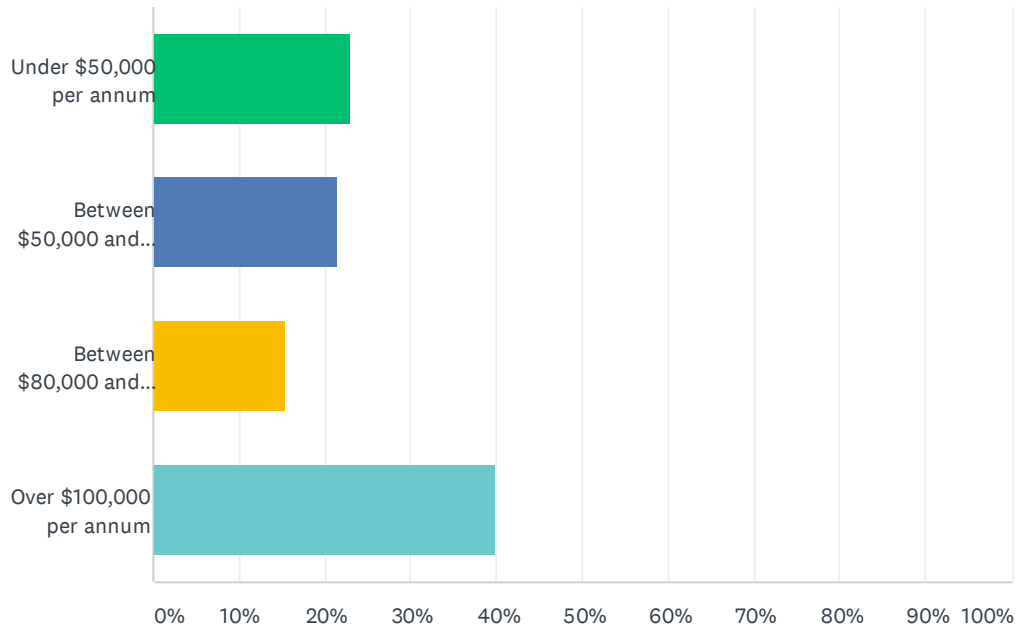
Answered: 167 Skipped: 1



ANSWER CHOICES	RESPONSES
Female	86.23% 144
Male	17.37% 29
Other (please specify)	0.00% 0
Total Respondents: 167	

Q4 What is your household income (optional) ?

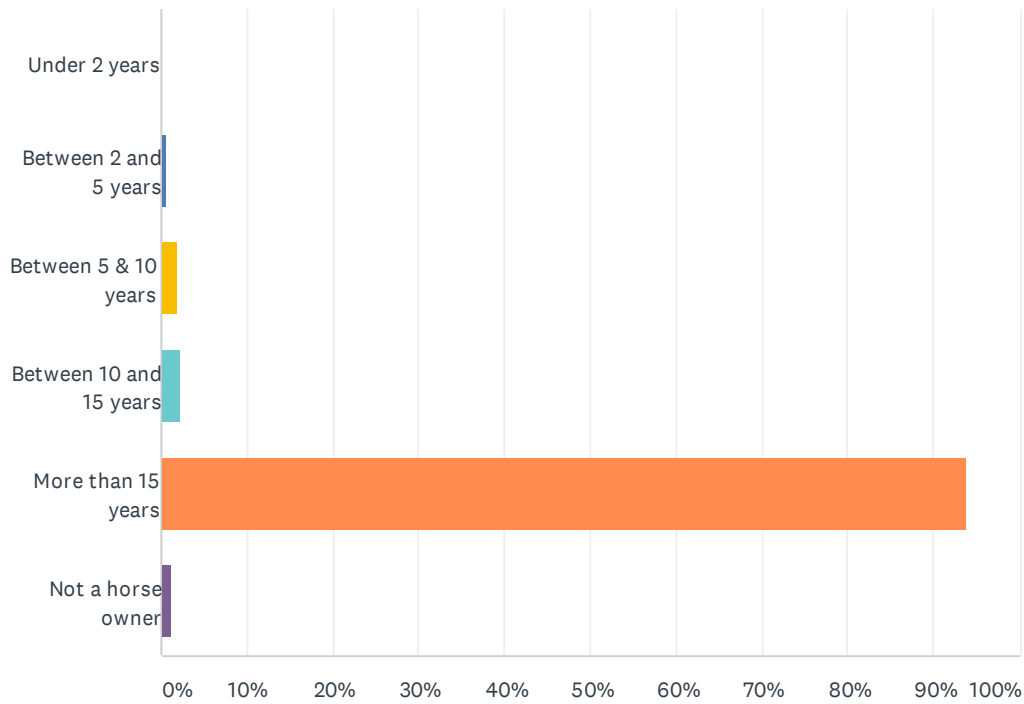
Answered: 130 Skipped: 38



ANSWER CHOICES	RESPONSES	
Under \$50,000 per annum	23.08%	30
Between \$50,000 and \$79,999 per annum	21.54%	28
Between \$80,000 and \$99,999 per annum	15.38%	20
Over \$100,000 per annum	40.00%	52
TOTAL		130

Q6 How long have you been a horse owner of any breed ?

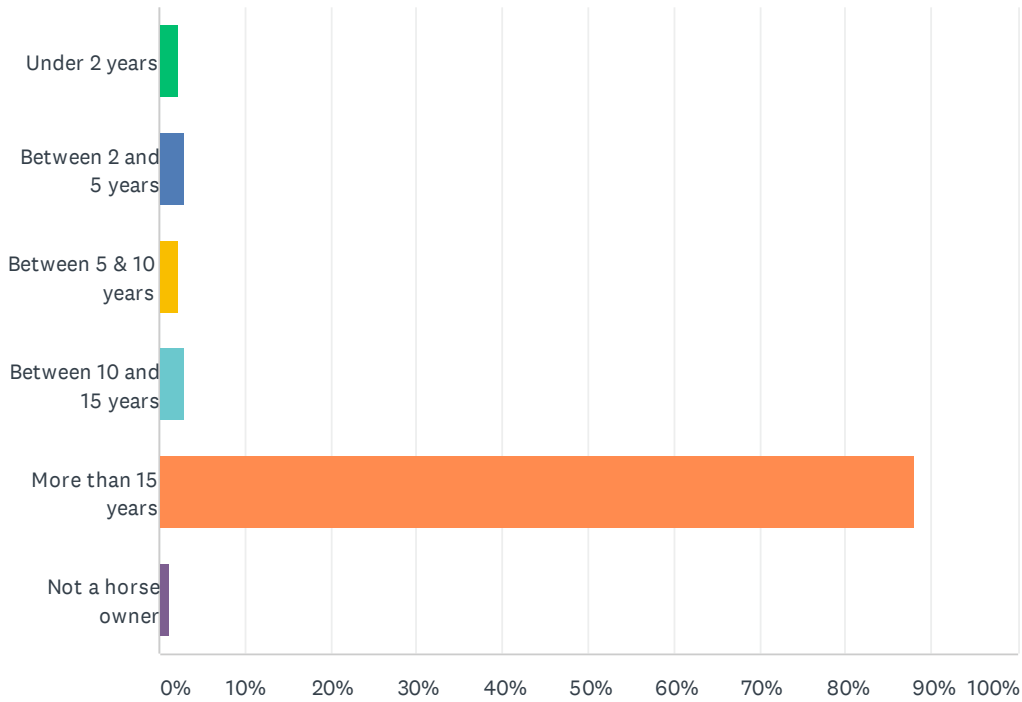
Answered: 167 Skipped: 1



ANSWER CHOICES	RESPONSES
Under 2 years	0.00% 0
Between 2 and 5 years	0.60% 1
Between 5 & 10 years	1.80% 3
Between 10 and 15 years	2.40% 4
More than 15 years	94.01% 157
Not a horse owner	1.20% 2
TOTAL	167

Q7 How long have you been the owner of Arabian or Arabian bred horses ?

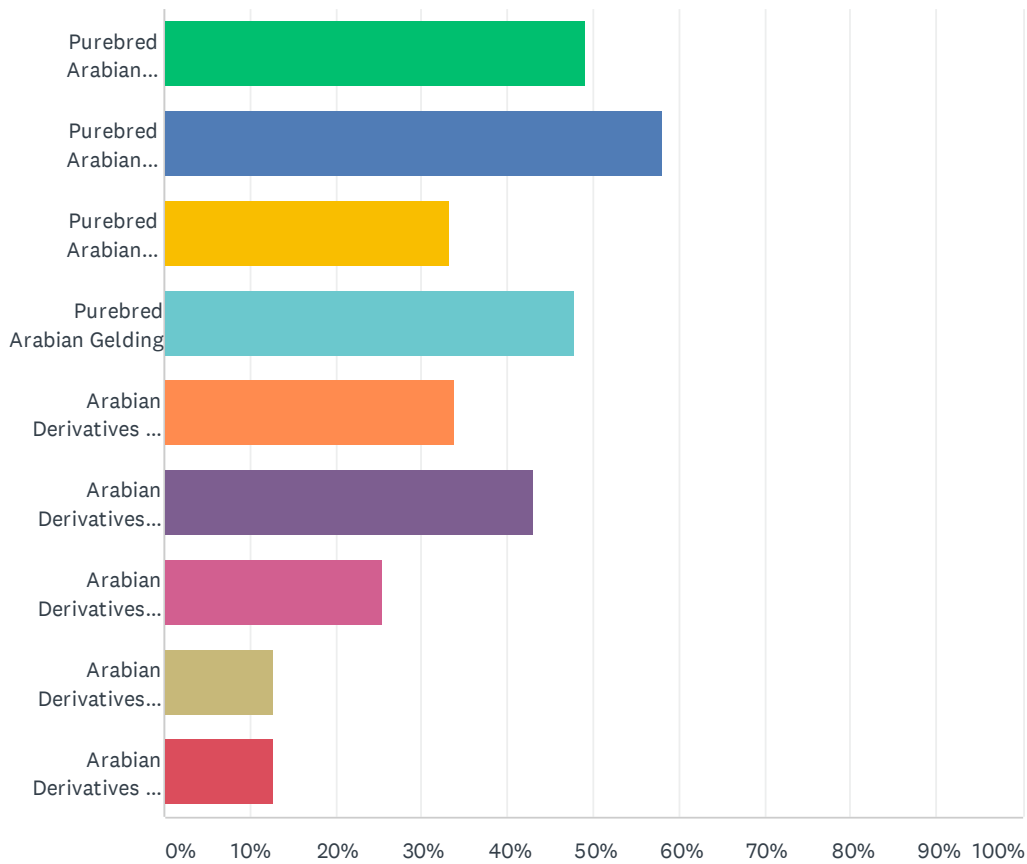
Answered: 167 Skipped: 1



ANSWER CHOICES	RESPONSES
Under 2 years	2.40% 4
Between 2 and 5 years	2.99% 5
Between 5 & 10 years	2.40% 4
Between 10 and 15 years	2.99% 5
More than 15 years	88.02% 147
Not a horse owner	1.20% 2
TOTAL	167

Q8 What type of registered Arabians/Arabian Derivatives do you own?

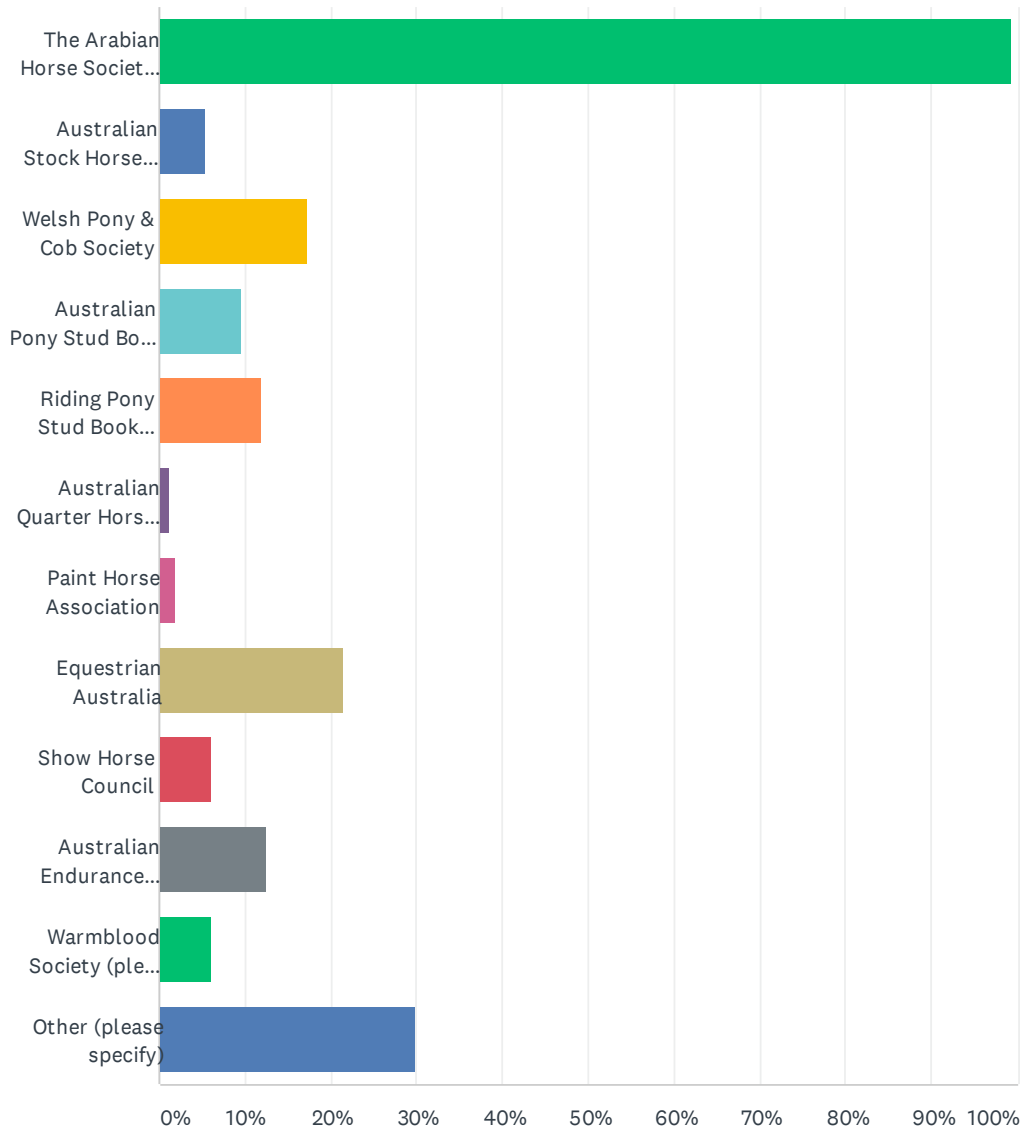
Answered: 165 Skipped: 3



ANSWER CHOICES	RESPONSES	
Purebred Arabian Stallion/Colt	49.09%	81
Purebred Arabian Mare/Filly in foal or proposed to be bred from	58.18%	96
Purebred Arabian Mare/Filly no plans to breed in the future	33.33%	55
Purebred Arabian Gelding	47.88%	79
Arabian Derivatives 75% or over Arabian blood	33.94%	56
Arabian Derivatives 50-75% Arabian blood	43.03%	71
Arabian Derivatives 25-50% Arabian blood	25.45%	42
Arabian Derivatives 12.5-25% Arabian blood	12.73%	21
Arabian Derivatives or Arabian Performance Index less than 12.5% Arabian blood	12.73%	21
Total Respondents: 165		

Q9 Which horse associations are you a member of ?

Answered: 167 Skipped: 1

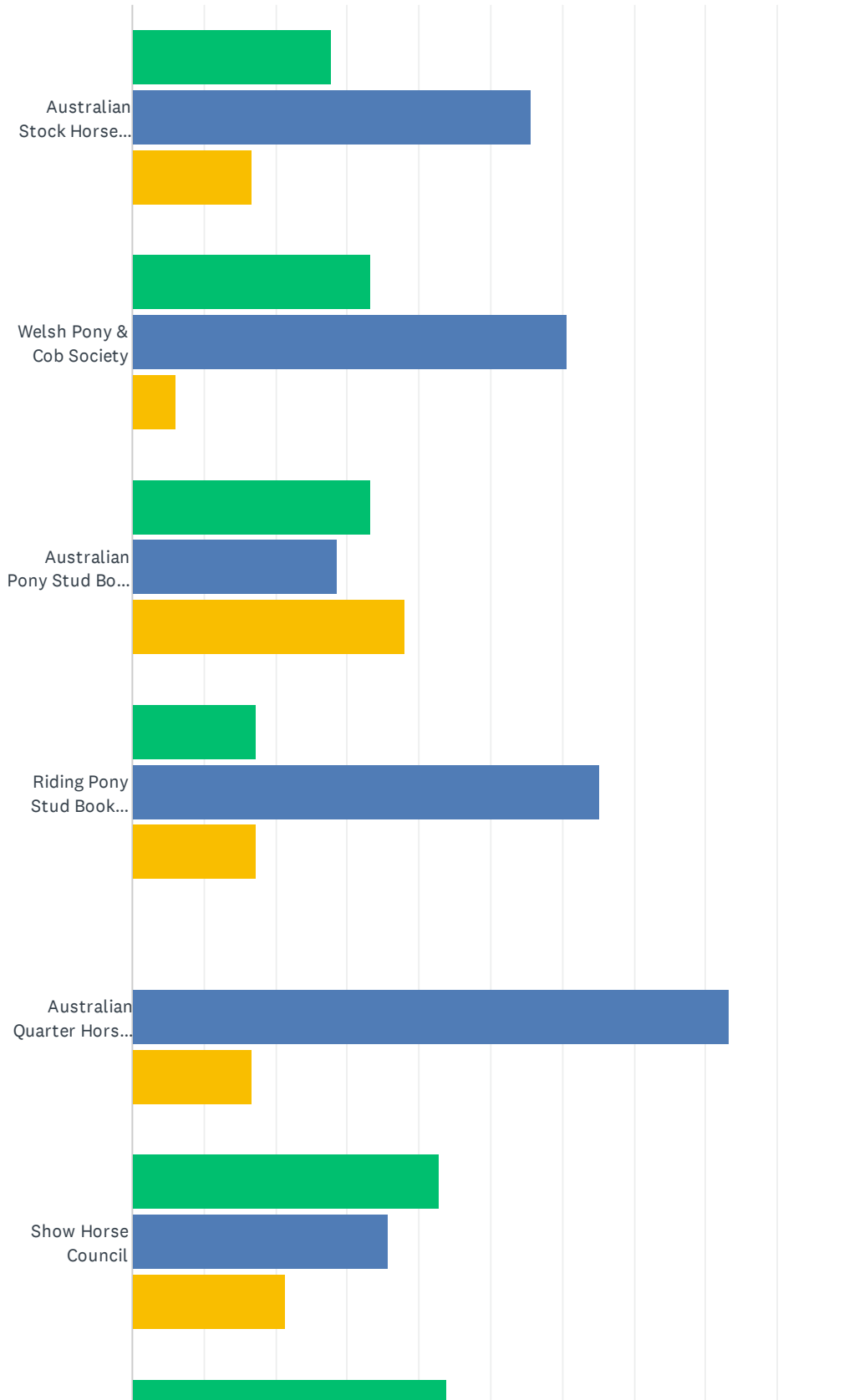


Survey of 2021 AHSA Ltd. Members

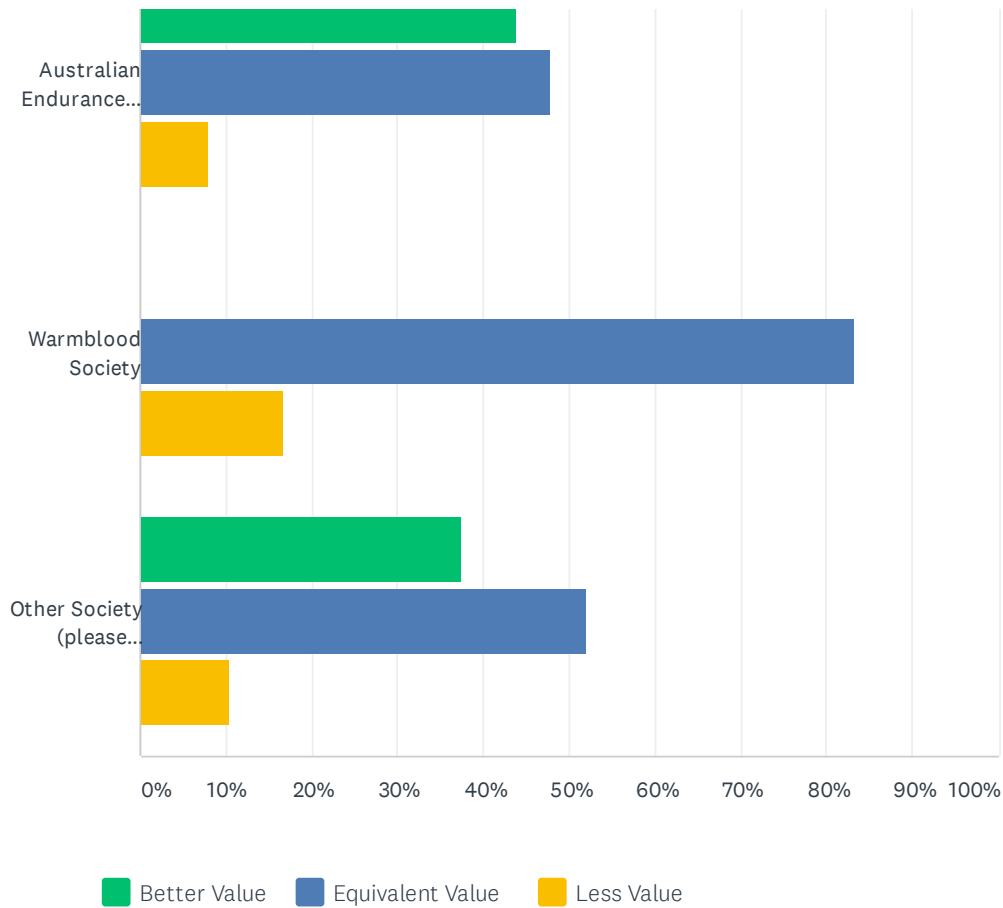
ANSWER CHOICES	RESPONSES	
The Arabian Horse Society of Australia Ltd.	99.40%	166
Australian Stock Horse Society	5.39%	9
Welsh Pony & Cob Society	17.37%	29
Australian Pony Stud Book Society	9.58%	16
Riding Pony Stud Book Society	11.98%	20
Australian Quarter Horse Association	1.20%	2
Paint Horse Association	1.80%	3
Equestrian Australia	21.56%	36
Show Horse Council	5.99%	10
Australian Endurance Riders Association	12.57%	21
Warmblood Society (please specify which society in the other section below)	5.99%	10
Other (please specify)	29.94%	50
Total Respondents: 167		

Q10 In reference to Question 9, with each Society that you are a member of, please advise if you feel that the "other" society offers better value for membership, equivalent value or less value than The AHSA and why ?

Answered: 94 Skipped: 74



Survey of 2021 AHSA Ltd. Members



	BETTER VALUE	EQUIVALENT VALUE	LESS VALUE	TOTAL	WEIGHTED AVERAGE
Australian Stock Horse Society	27.78% 5	55.56% 10	16.67% 3	18	1.89
Welsh Pony & Cob Society	33.33% 11	60.61% 20	6.06% 2	33	1.73
Australian Pony Stud Book Society	33.33% 7	28.57% 6	38.10% 8	21	2.05
Riding Pony Stud Book Society	17.39% 4	65.22% 15	17.39% 4	23	2.00
Australian Quarter Horse Association	0.00% 0	83.33% 5	16.67% 1	6	2.17
Show Horse Council	42.86% 6	35.71% 5	21.43% 3	14	1.79
Australian Endurance Riders Association	44.00% 11	48.00% 12	8.00% 2	25	1.64
Warmblood Society	0.00% 0	83.33% 10	16.67% 2	12	2.17
Other Society (please specify)	37.50% 18	52.08% 25	10.42% 5	48	1.73

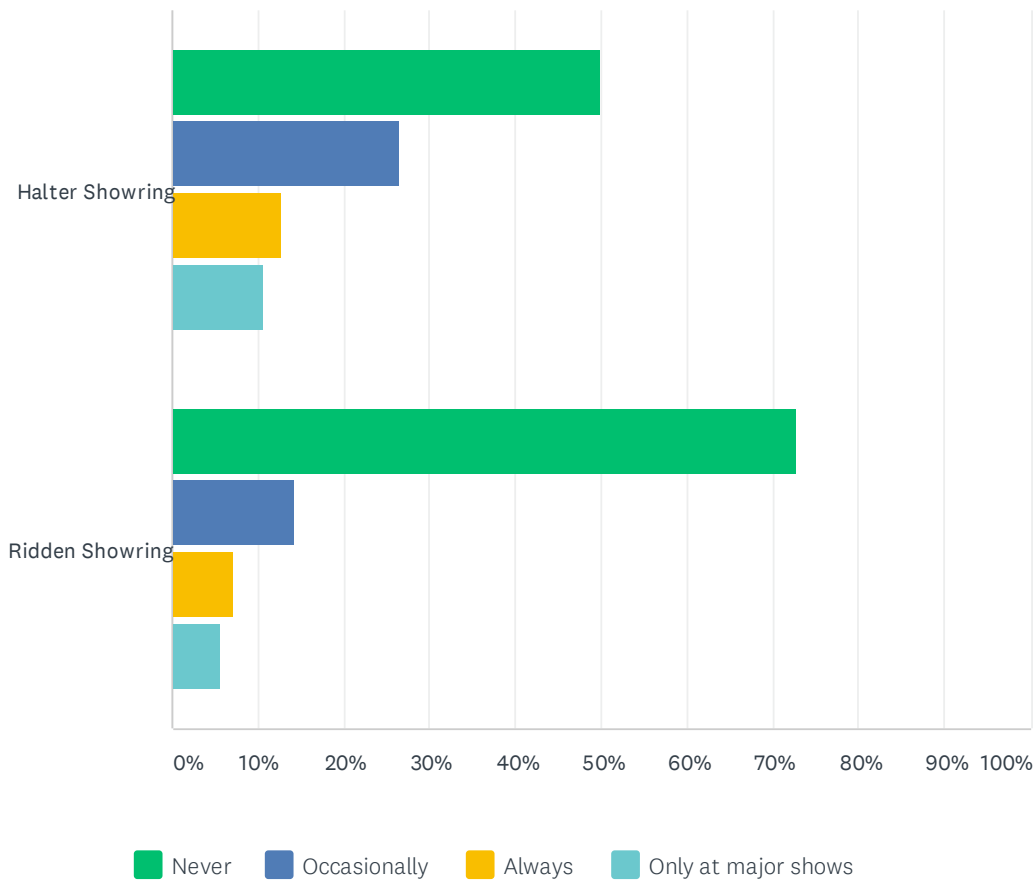
Q11 Please advise which of the following describes your involvement with the Arabian breed ? Please number your answers from 1 to 3 if applicable, where 1 is the most important.

Answered: 167 Skipped: 1

ANSWER CHOICES	RESPONSES
Personal pleasure/fun/hobby	82.63% 138
Special Interest in a particular pursuit/discipline (please advise which one(s))	71.86% 120
Professional involvement eg. training, showing/riding professionally, marketing, stud management (please advise which one)	34.13% 57
Breeding (please advise whether Purebred or Derivative and if Derivative, which one(s))	80.24% 134

Q12 If showing your horse, please advise how often you utilise the services of a professional in the showing ?

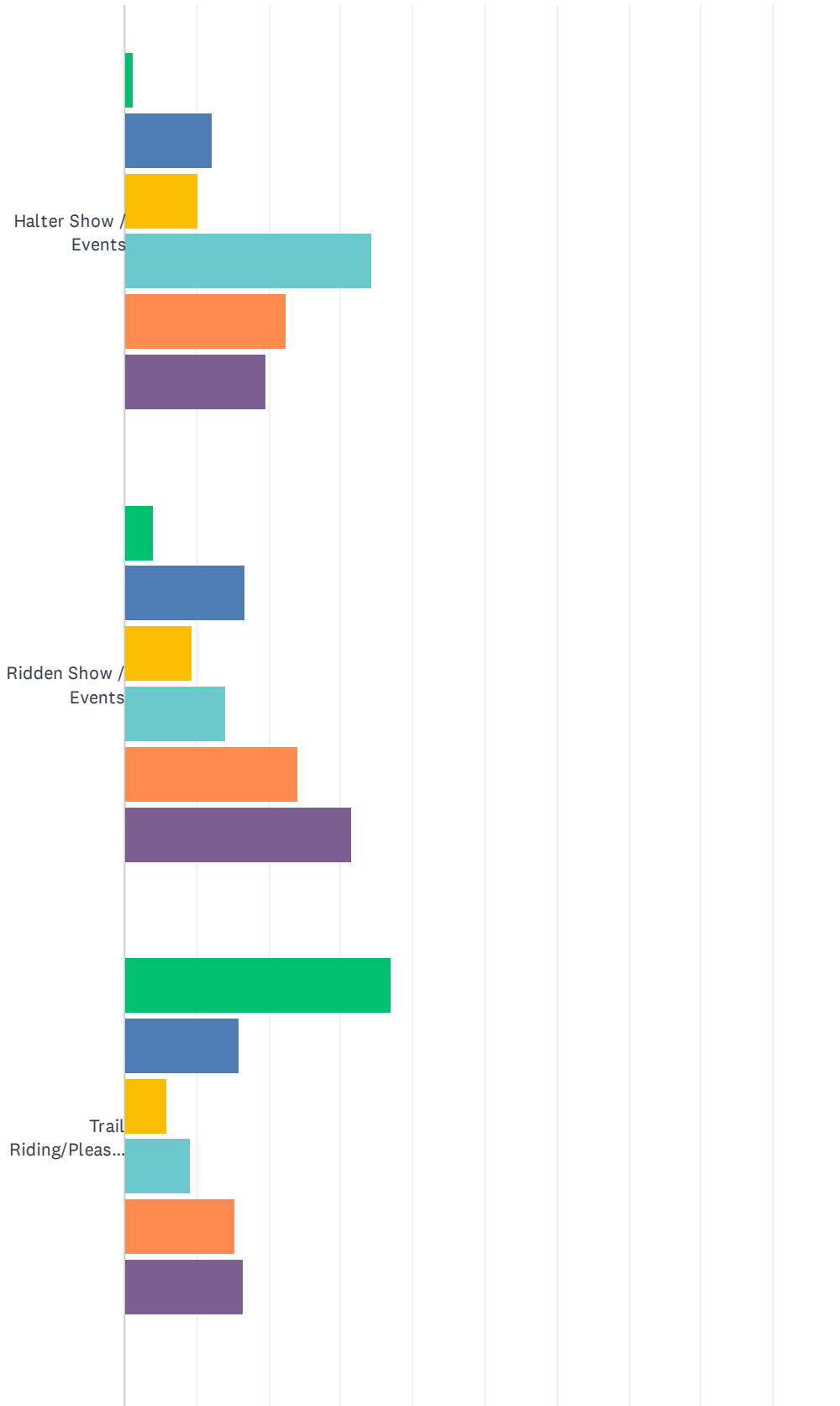
Answered: 152 Skipped: 16



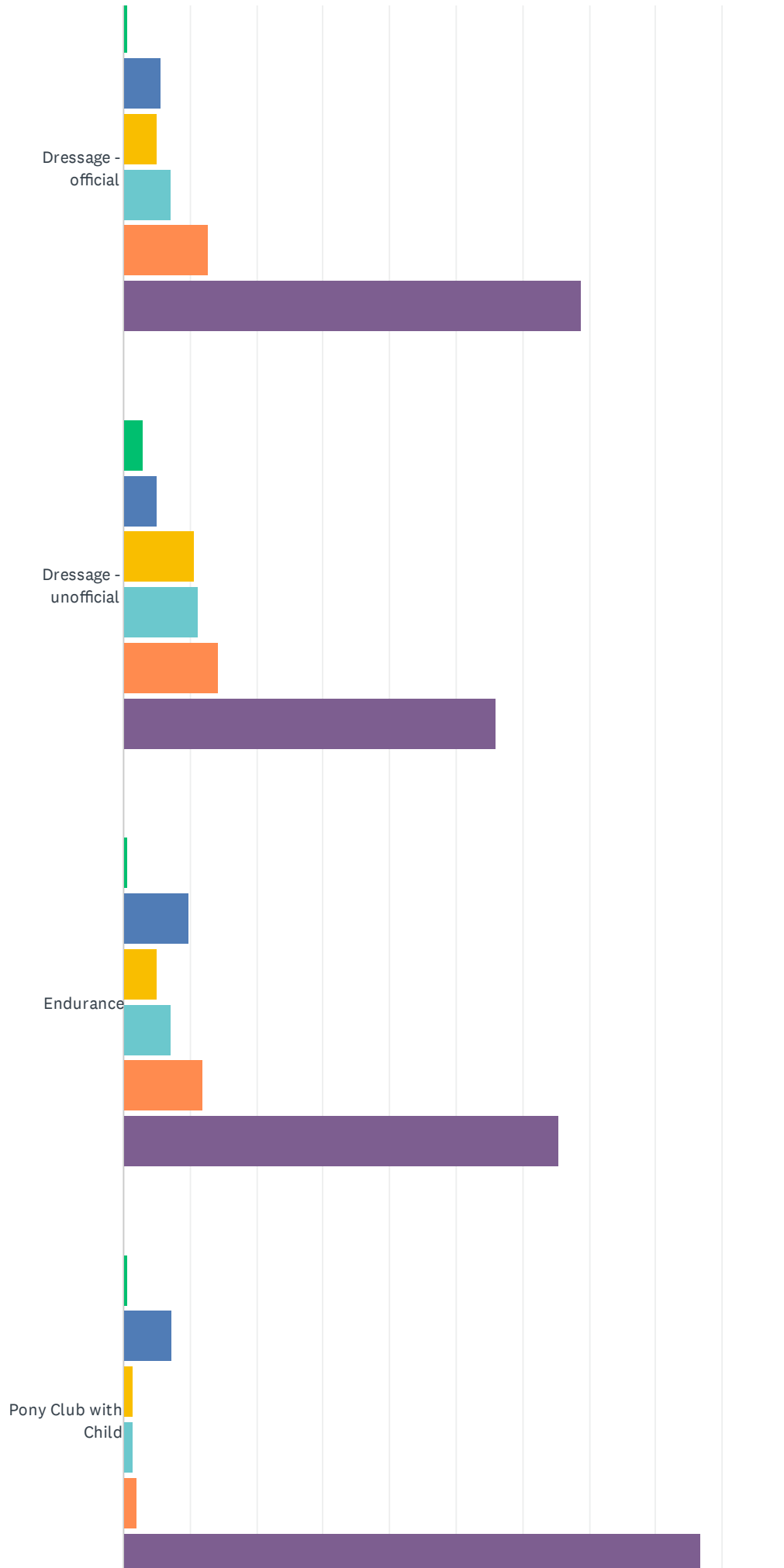
	NEVER	OCCASIONALLY	ALWAYS	ONLY AT MAJOR SHOWS	TOTAL	WEIGHTED AVERAGE
Halter Showing	50.00% 75	26.67% 40	12.67% 19	10.67% 16	150	1.84
Ridden Showing	72.86% 102	14.29% 20	7.14% 10	5.71% 8	140	1.46

Q14 How often do you participate in the following events. Please note for each event whether you participate personally (P), whether your horse is campaigned by a friend/relative (F) or whether your horse is campaigned by a professional (T)

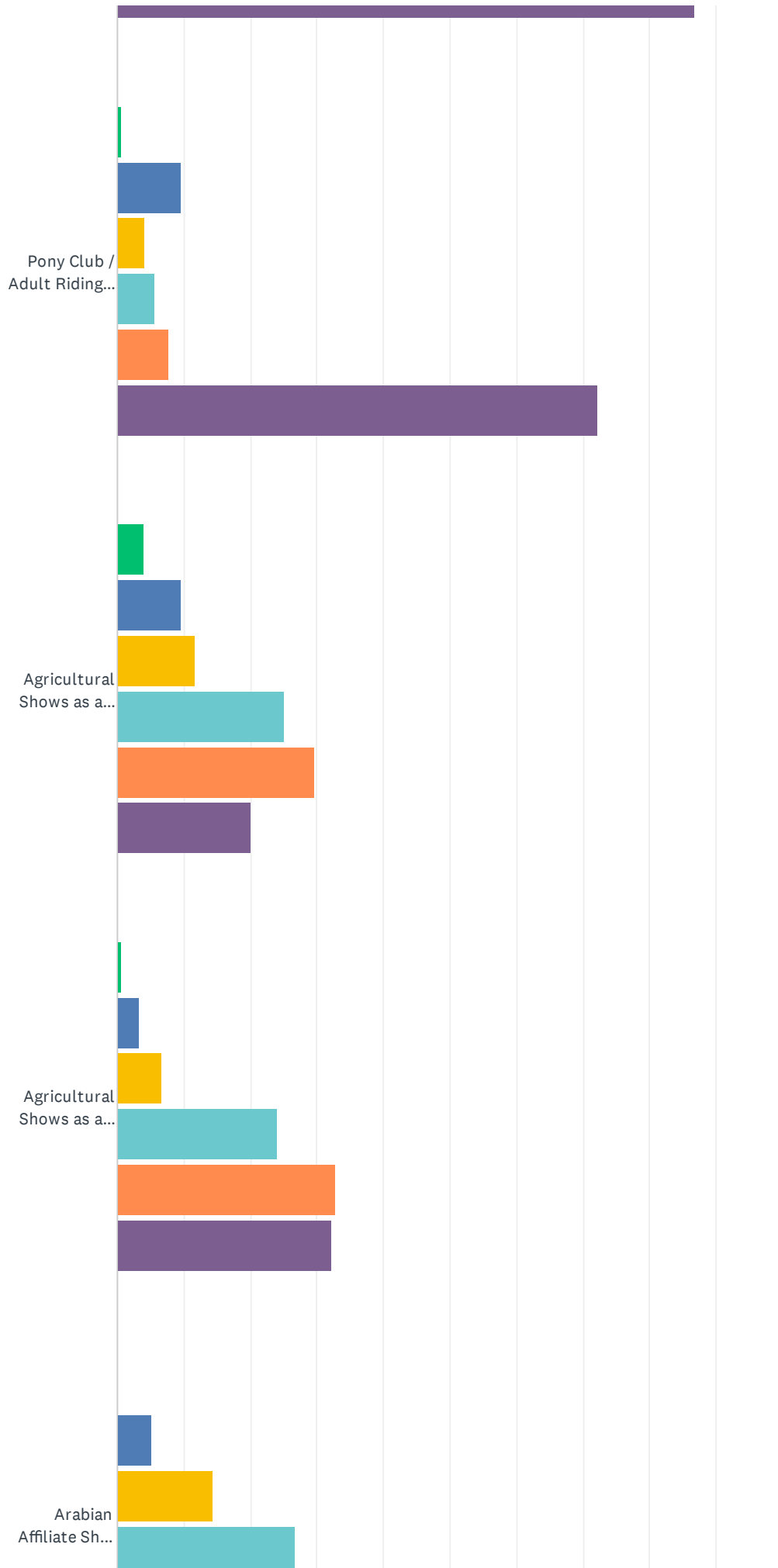
Answered: 162 Skipped: 6



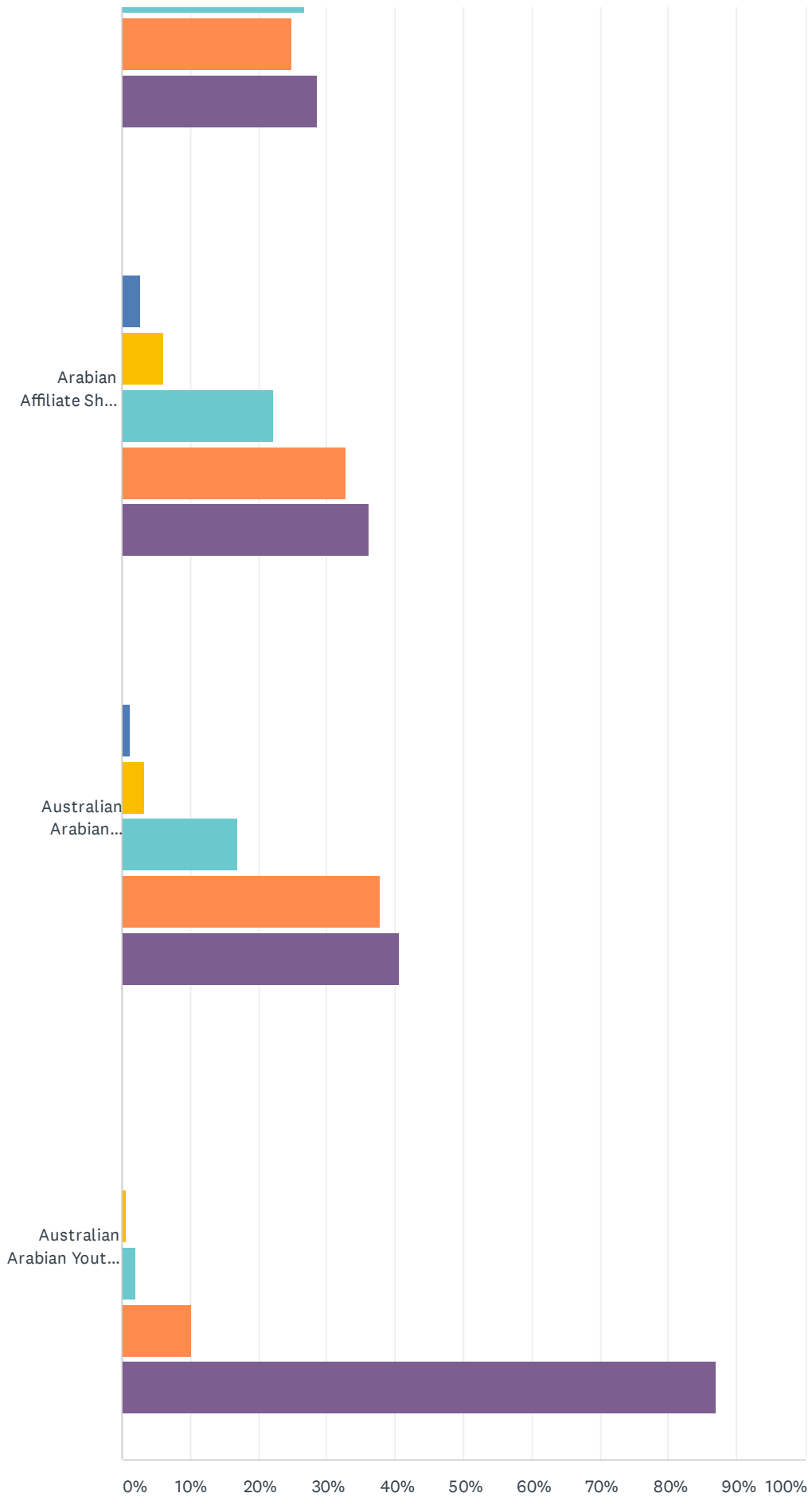
Survey of 2021 AHSA Ltd. Members



Survey of 2021 AHSA Ltd. Members



Survey of 2021 AHSA Ltd. Members



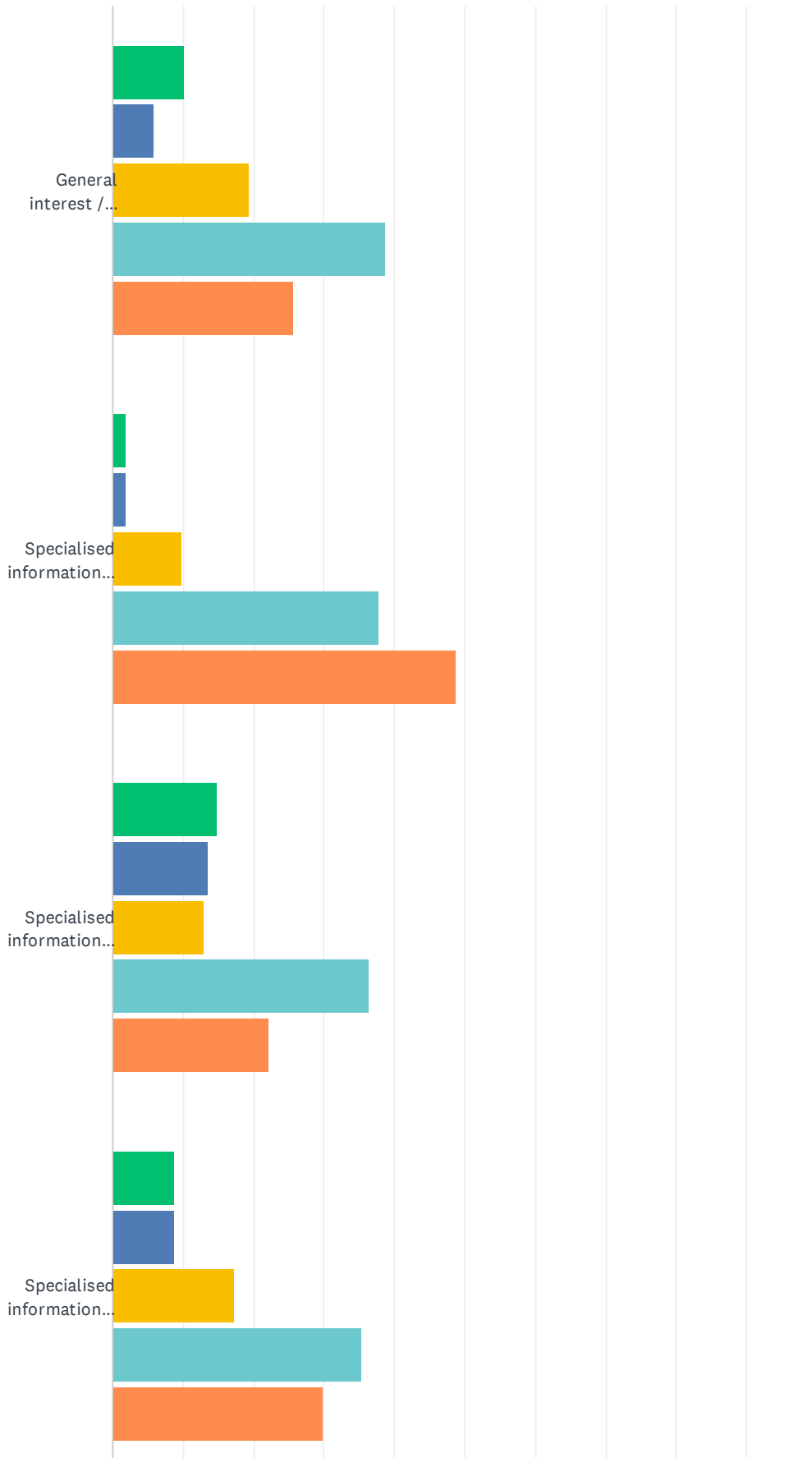
■ More than once a fortnight
 ■ Once or twice a month
 ■ Once or Twice every six months
 ■ A few times a year
 ■ Seldom
 ■ Never

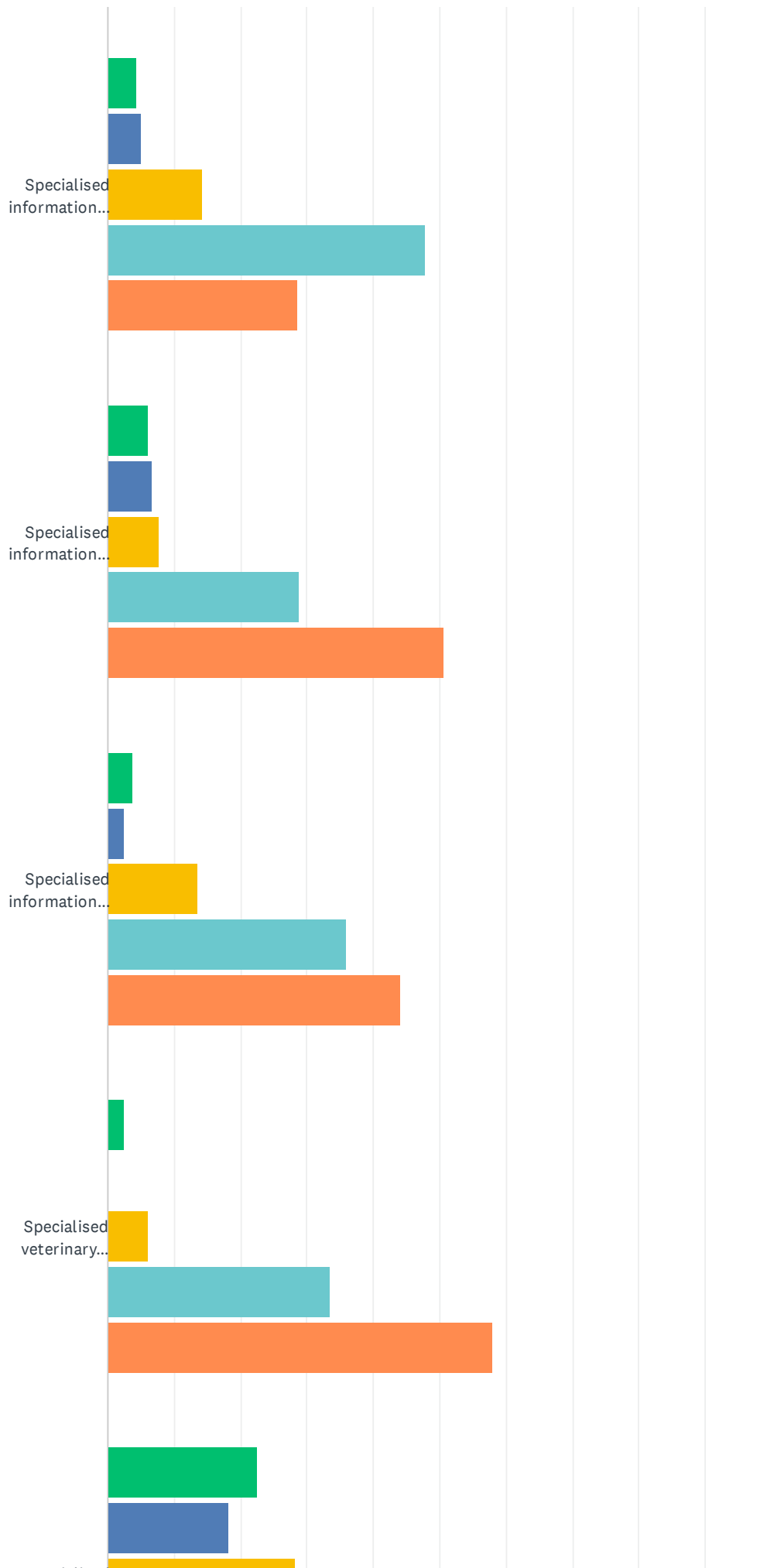
Survey of 2021 AHSA Ltd. Members

	MORE THAN ONCE A FORTNIGHT	ONCE OR TWICE A MONTH	ONCE OR TWICE EVERY SIX MONTHS	A FEW TIMES A YEAR	SELDOM	NEVER	TOTAL
Halter Show / Events	1.27% 2	12.10% 19	10.19% 16	34.39% 54	22.29% 35	19.75% 31	157
Ridden Show / Events	4.03% 6	16.78% 25	9.40% 14	14.09% 21	24.16% 36	31.54% 47	149
Trail Riding/Pleasure Riding	37.09% 56	15.89% 24	5.96% 9	9.27% 14	15.23% 23	16.56% 25	151
Dressage - official	0.71% 1	5.67% 8	4.96% 7	7.09% 10	12.77% 18	68.79% 97	141
Dressage - unofficial	2.84% 4	4.96% 7	10.64% 15	11.35% 16	14.18% 20	56.03% 79	141
Endurance	0.70% 1	9.86% 14	4.93% 7	7.04% 10	11.97% 17	65.49% 93	142
Pony Club with Child	0.73% 1	7.30% 10	1.46% 2	1.46% 2	2.19% 3	86.86% 119	137
Pony Club / Adult Riding Club yourself	0.69% 1	9.72% 14	4.17% 6	5.56% 8	7.64% 11	72.22% 104	144
Agricultural Shows as a participant	3.87% 6	9.68% 15	11.61% 18	25.16% 39	29.68% 46	20.00% 31	155
Agricultural Shows as a spectator	0.67% 1	3.36% 5	6.71% 10	24.16% 36	32.89% 49	32.21% 48	149
Arabian Affiliate Shows as a participant	0.00% 0	5.23% 8	14.38% 22	26.80% 41	24.84% 38	28.76% 44	153
Arabian Affiliate Shows as a spectator	0.00% 0	2.68% 4	6.04% 9	22.15% 33	32.89% 49	36.24% 54	149
Australian Arabian National Championships	0.00% 0	1.31% 2	3.27% 5	16.99% 26	37.91% 58	40.52% 62	153
Australian Arabian Youth National Championships	0.00% 0	0.00% 0	0.68% 1	2.05% 3	10.27% 15	86.99% 127	146

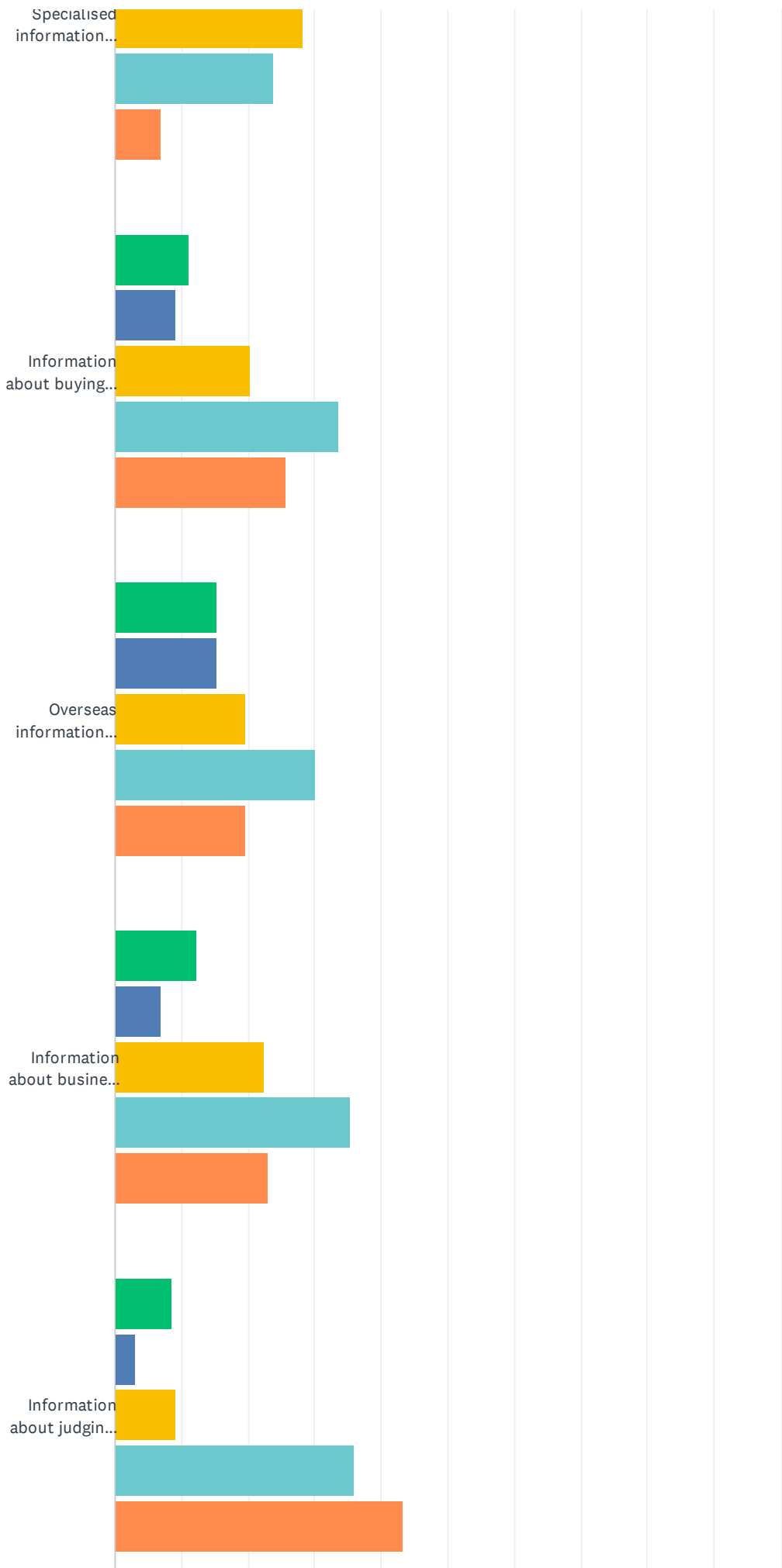
Q15 How interested dare you in accessing the following type of information

Answered: 168 Skipped: 0

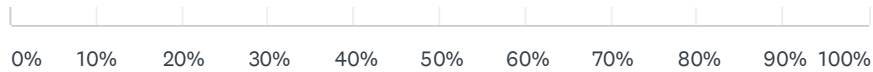




Survey of 2021 AHSA Ltd. Members



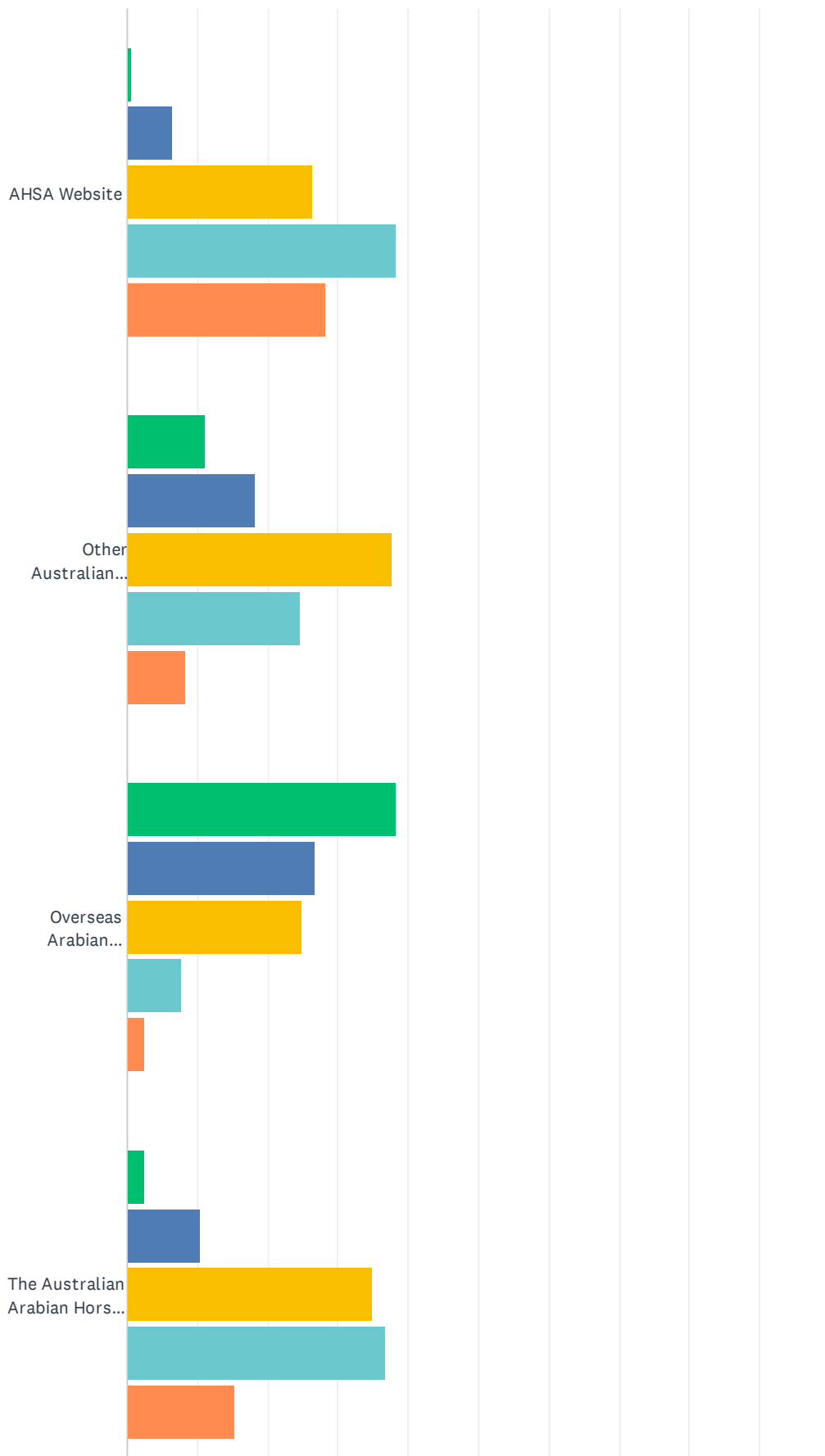
Survey of 2021 AHSA Ltd. Members



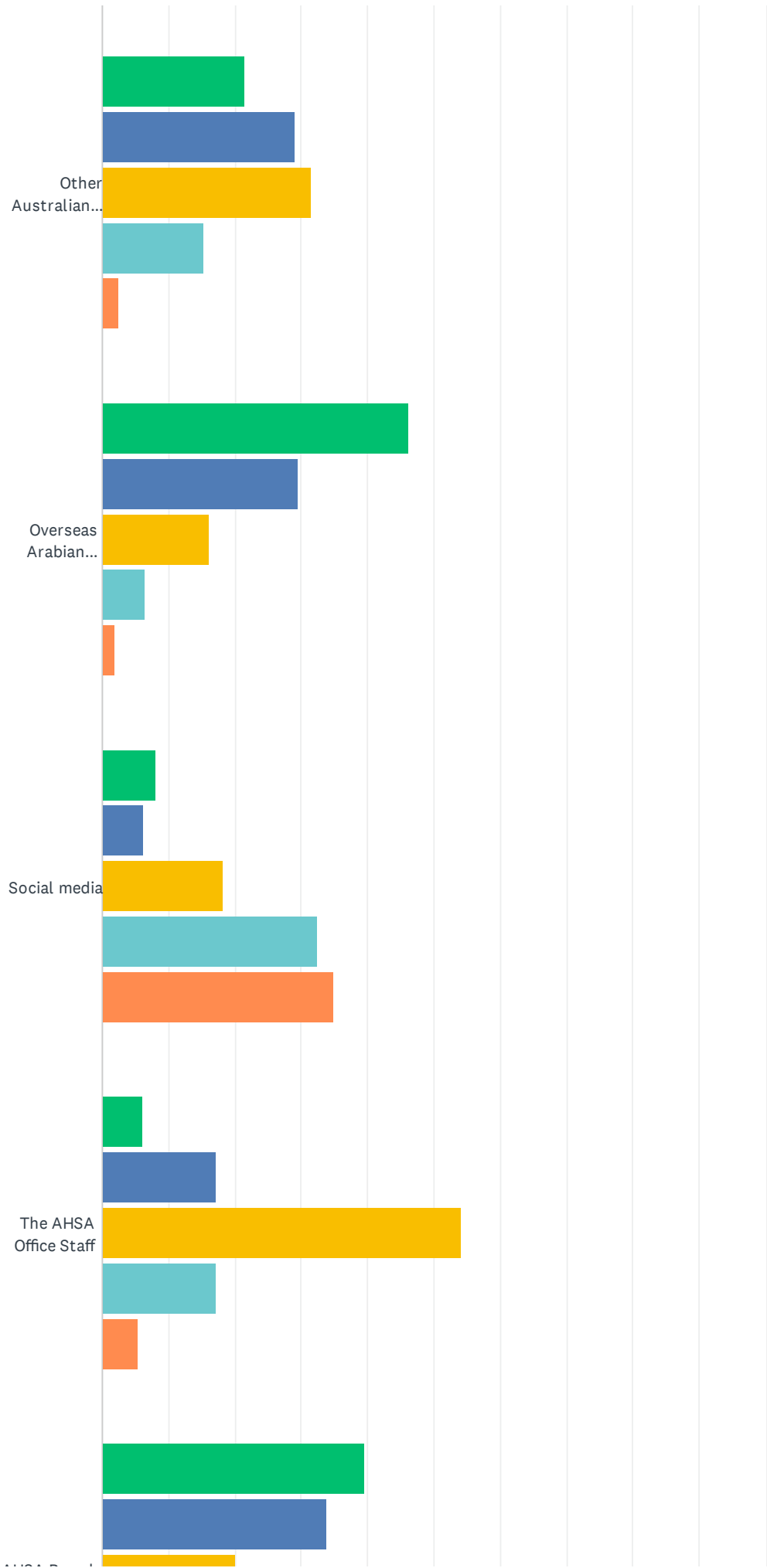
	NOT AT ALL INTERESTED	NOT SO INTERESTED	NEITHER INTERESTED OR DIS-INTERESTED	SOMEWHAT INTERESTED	VERY INTERESTED	TOTAL	WEIGHTED AVERAGE
General interest / hobbyist information	10.32% 16	5.81% 9	19.35% 30	38.71% 60	25.81% 40	155	3.64
Specialised information about the Arabian breed	1.83% 3	1.83% 3	9.76% 16	37.80% 62	48.78% 80	164	4.30
Specialised information about endurance	14.81% 24	13.58% 22	12.96% 21	36.42% 59	22.22% 36	162	3.38
Specialised information about halter showing	8.70% 14	8.70% 14	17.39% 28	35.40% 57	29.81% 48	161	3.69
Specialised information about showing under saddle	4.35% 7	4.97% 8	14.29% 23	47.83% 77	28.57% 46	161	3.91
Specialised information about breeding	6.02% 10	6.63% 11	7.83% 13	28.92% 48	50.60% 84	166	4.11
Specialised information about training	3.73% 6	2.48% 4	13.66% 22	36.02% 58	44.10% 71	161	4.14
Specialised veterinary information	2.44% 4	0.00% 0	6.10% 10	33.54% 55	57.93% 95	164	4.45
Specialised information about youth activities	22.64% 36	18.24% 29	28.30% 45	23.90% 38	6.92% 11	159	2.74
Information about buying or selling Arabians	11.04% 18	9.20% 15	20.25% 33	33.74% 55	25.77% 42	163	3.54
Overseas information about Arabians	15.34% 25	15.34% 25	19.63% 32	30.06% 49	19.63% 32	163	3.23
Information about business services in the industry	12.42% 20	6.83% 11	22.36% 36	35.40% 57	22.98% 37	161	3.50
Information about judging and confirmation	8.54% 14	3.05% 5	9.15% 15	35.98% 59	43.29% 71	164	4.02

Q16 How interested do you use the following resources to access information you want about the Arabian breed or the Society ?

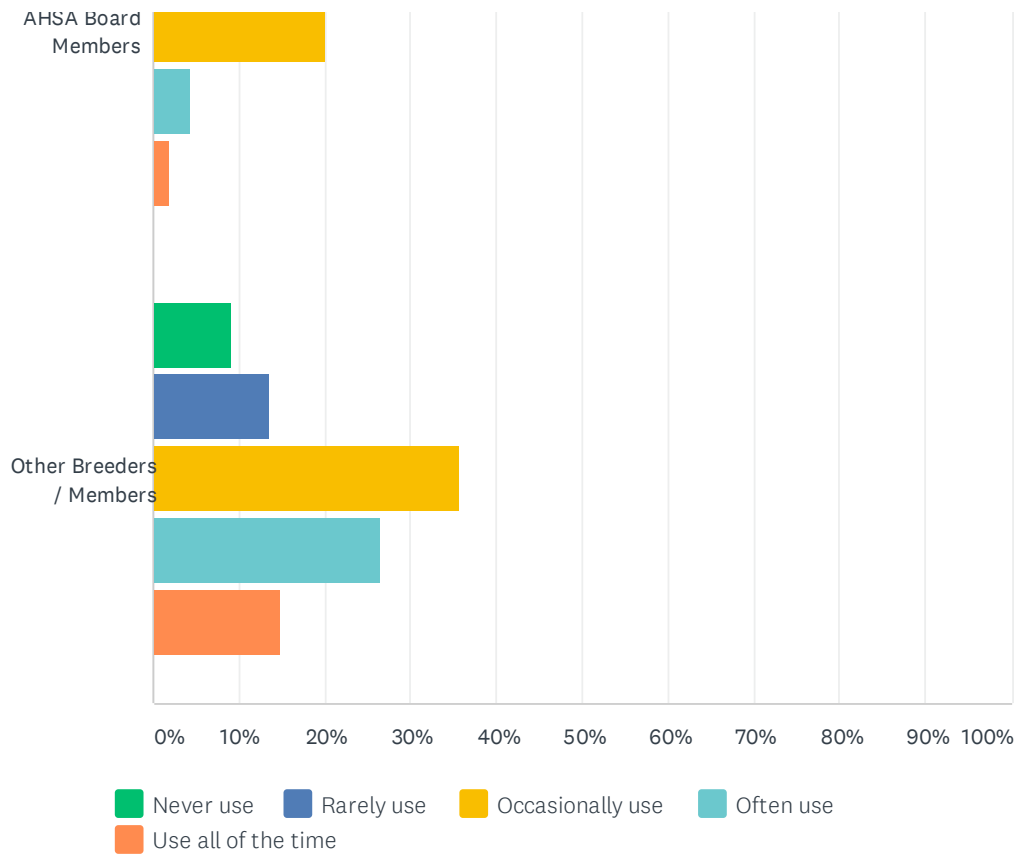
Answered: 167 Skipped: 1



Survey of 2021 AHSA Ltd. Members



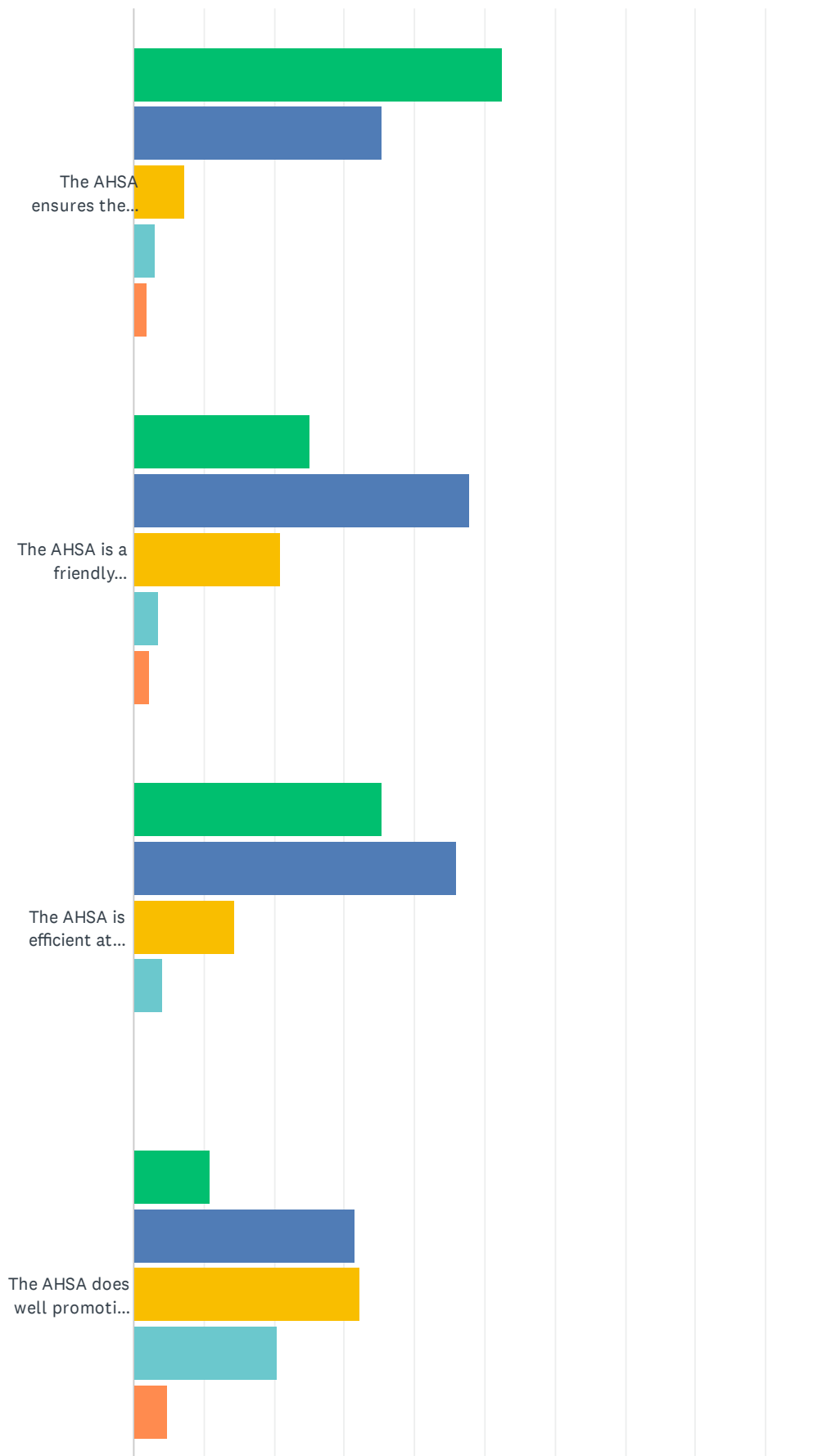
Survey of 2021 AHSA Ltd. Members



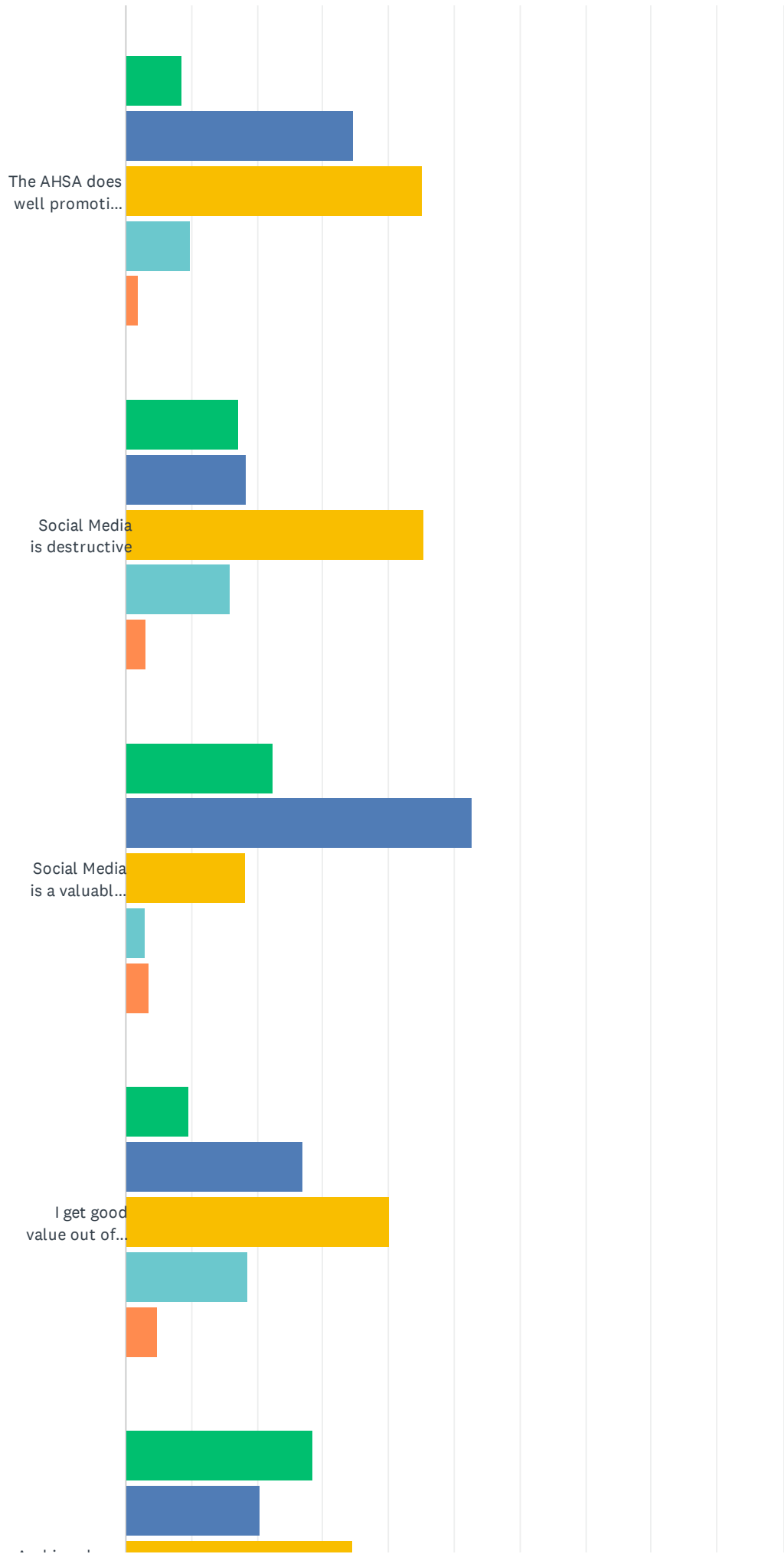
	NEVER USE	RARELY USE	OCCASIONALLY USE	OFTEN USE	USE ALL OF THE TIME	TOTAL	WEIGHTED AVERAGE
AHSA Website	0.60% 1	6.59% 11	26.35% 44	38.32% 64	28.14% 47	167	3.87
Other Australian Websites	11.04% 17	18.18% 28	37.66% 58	24.68% 38	8.44% 13	154	3.01
Overseas Arabian Websites	38.22% 60	26.75% 42	24.84% 39	7.64% 12	2.55% 4	157	2.10
The Australian Arabian Horse News	2.45% 4	10.43% 17	34.97% 57	36.81% 60	15.34% 25	163	3.52
Other Australian Magazines	21.52% 34	29.11% 46	31.65% 50	15.19% 24	2.53% 4	158	2.48
Overseas Arabian Magazines	46.15% 72	29.49% 46	16.03% 25	6.41% 10	1.92% 3	156	1.88
Social media	8.13% 13	6.25% 10	18.13% 29	32.50% 52	35.00% 56	160	3.80
The AHSA Office Staff	6.10% 10	17.07% 28	54.27% 89	17.07% 28	5.49% 9	164	2.99
AHSA Board Members	39.62% 63	33.96% 54	20.13% 32	4.40% 7	1.89% 3	159	1.95
Other Breeders / Members	9.26% 15	13.58% 22	35.80% 58	26.54% 43	14.81% 24	162	3.24

Q19 Do you agree or disagree with the following statements about The Arabian Horse Society of Australia Ltd (AHSA): ?

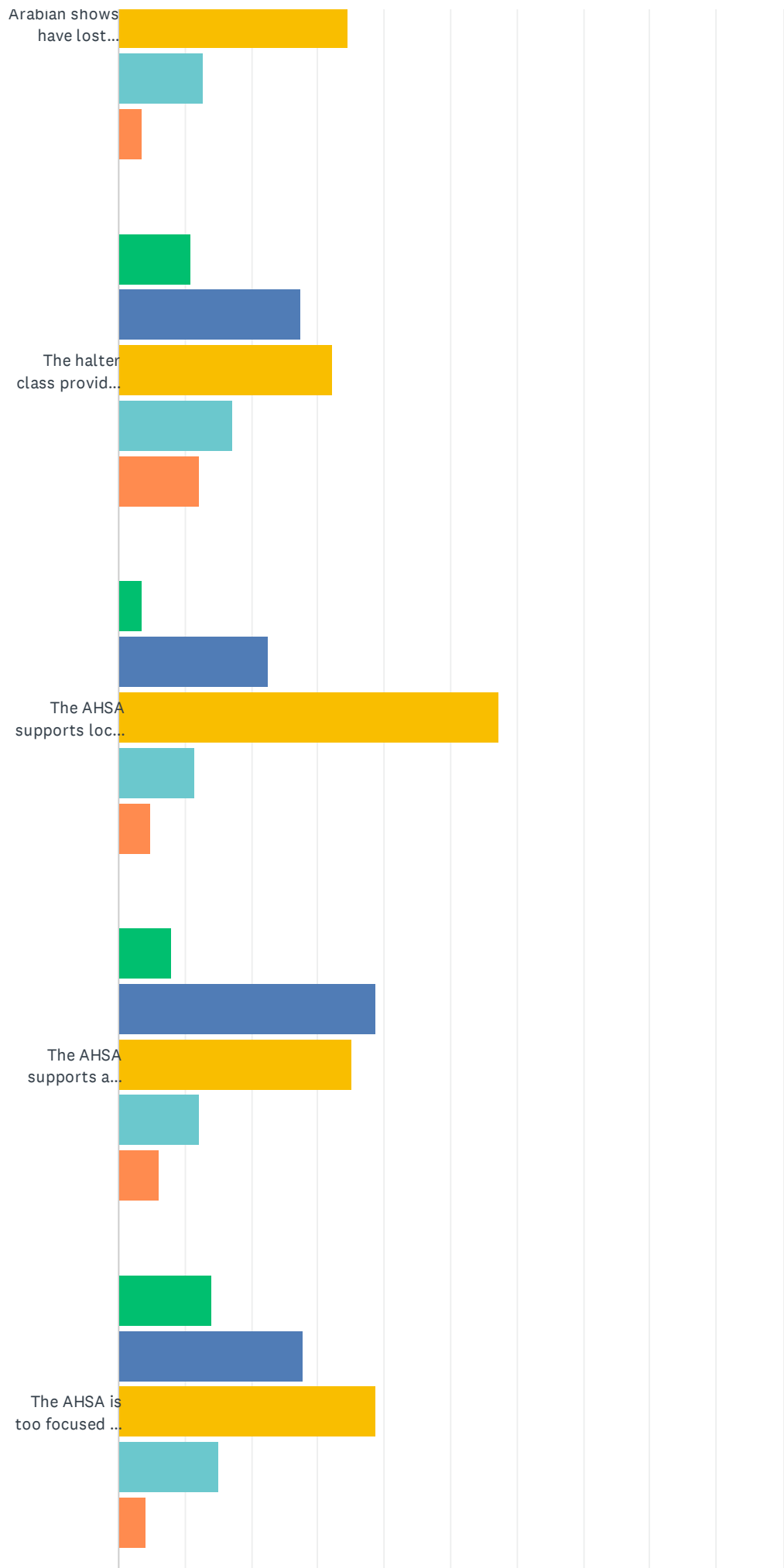
Answered: 167 Skipped: 1



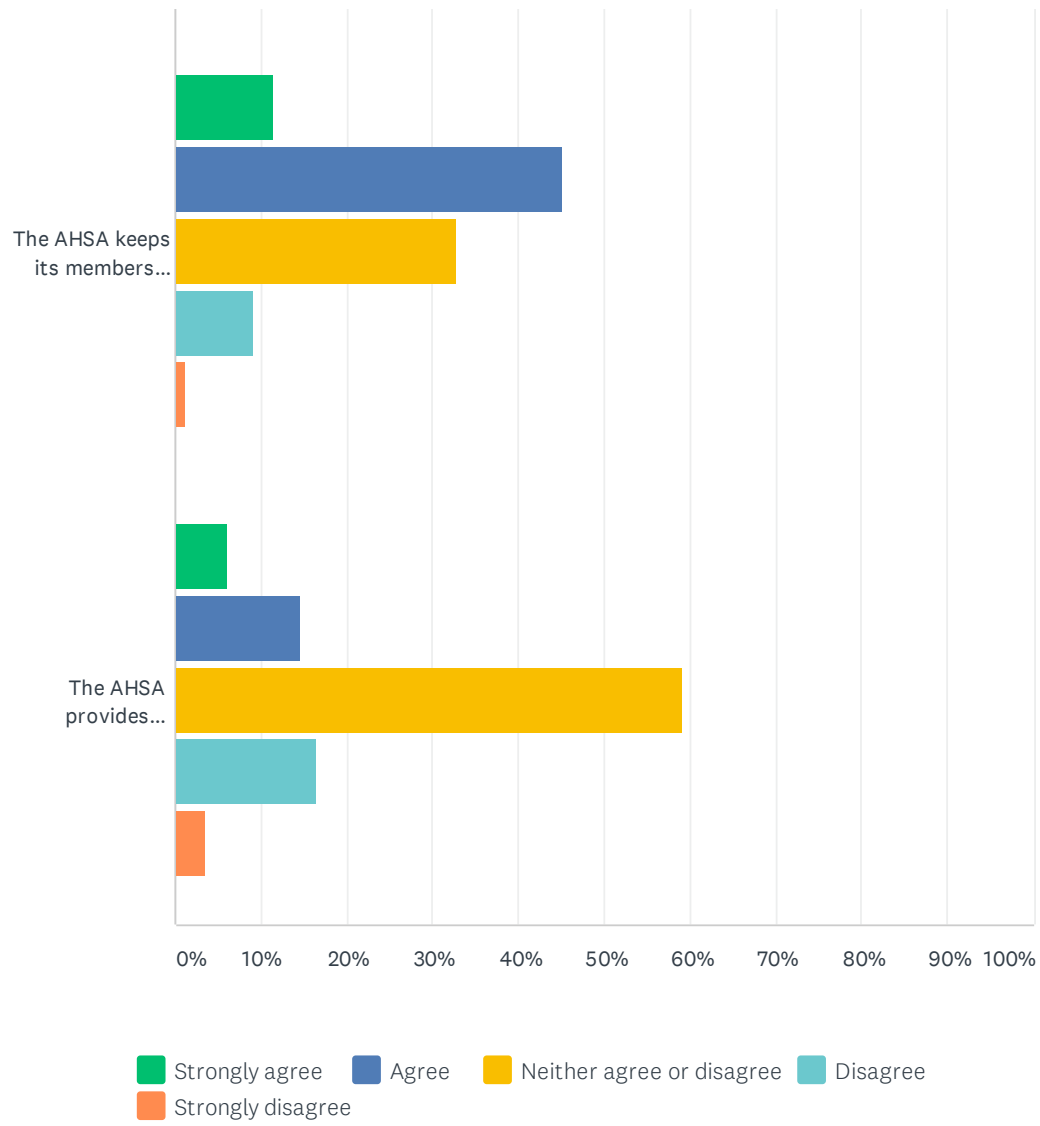
Survey of 2021 AHSA Ltd. Members



Survey of 2021 AHSA Ltd. Members



Survey of 2021 AHSA Ltd. Members

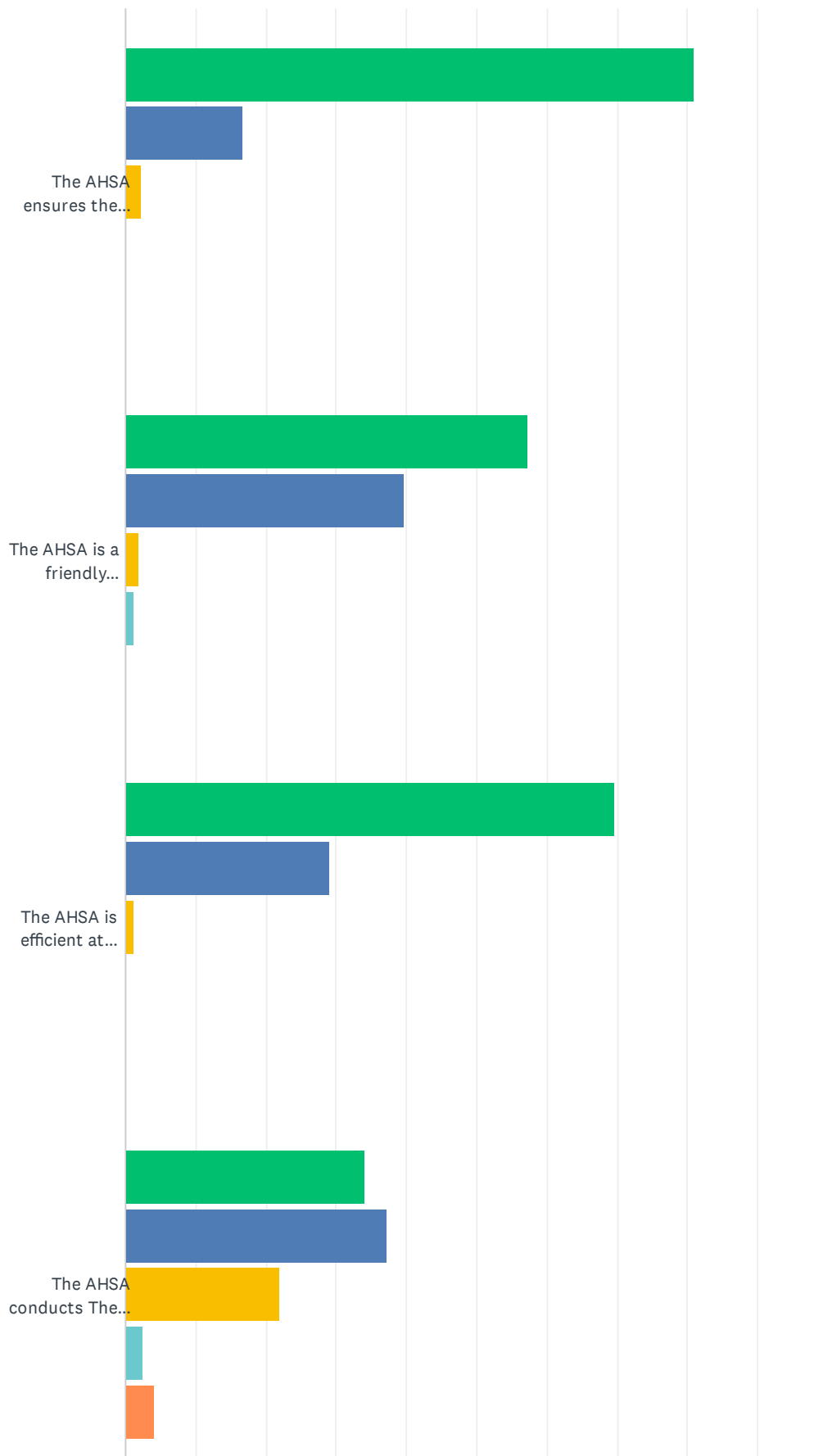


Survey of 2021 AHSA Ltd. Members

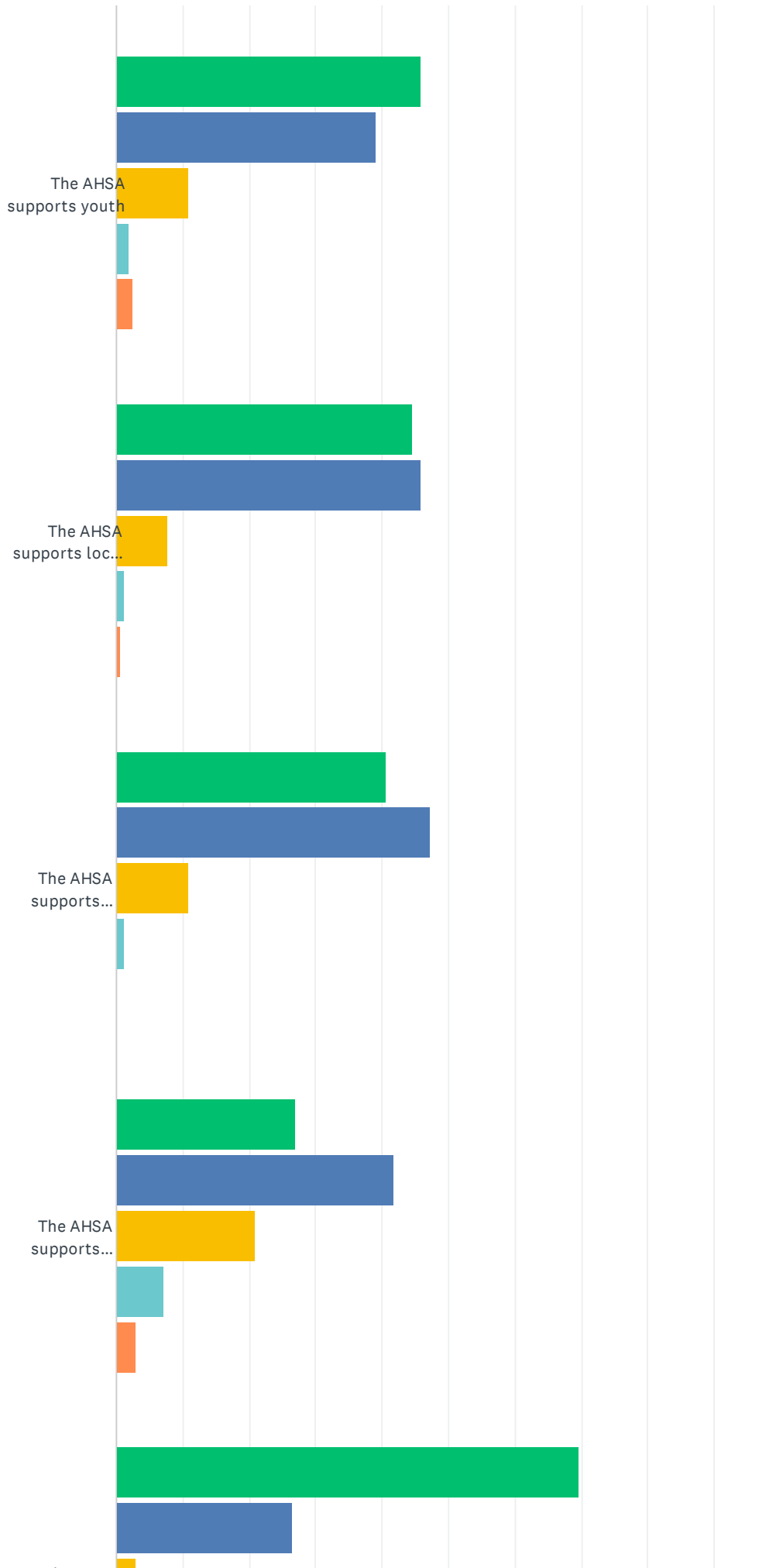
	STRONGLY AGREE	AGREE	NEITHER AGREE OR DISAGREE	DISAGREE	STRONGLY DISAGREE	TOTAL	WEIGHTED AVERAGE
The AHSA ensures the purity of the breed and accuracy of pedigrees	52.44% 86	35.37% 58	7.32% 12	3.05% 5	1.83% 3	164	1.66
The AHSA is a friendly organisation	25.15% 42	47.90% 80	20.96% 35	3.59% 6	2.40% 4	167	2.10
The AHSA is efficient at administration	35.33% 59	46.11% 77	14.37% 24	4.19% 7	0.00% 0	167	1.87
The AHSA does well promoting the breed	10.91% 18	31.52% 52	32.12% 53	20.61% 34	4.85% 8	165	2.77
The AHSA does well promoting youth	8.54% 14	34.76% 57	45.12% 74	9.76% 16	1.83% 3	164	2.62
Social Media is destructive	17.18% 28	18.40% 30	45.40% 74	15.95% 26	3.07% 5	163	2.69
Social Media is a valuable tool	22.42% 37	52.73% 87	18.18% 30	3.03% 5	3.64% 6	165	2.13
I get good value out of my membership fee	9.58% 16	26.95% 45	40.12% 67	18.56% 31	4.79% 8	167	2.82
Arabian shows have lost support because of the nature of the halter class	28.48% 47	20.61% 34	34.55% 57	12.73% 21	3.64% 6	165	2.42
The halter class provides an interesting and exciting event at shows	10.98% 18	27.44% 45	32.32% 53	17.07% 28	12.20% 20	164	2.92
The AHSA supports local affiliates	3.66% 6	22.56% 37	57.32% 94	11.59% 19	4.88% 8	164	2.91
The AHSA supports a diverse range of Arabian activities	7.88% 13	38.79% 64	35.15% 58	12.12% 20	6.06% 10	165	2.70
The AHSA is too focused on the show ring	13.94% 23	27.88% 46	38.79% 64	15.15% 25	4.24% 7	165	2.68
The AHSA keeps its members informed about what they are doing	11.59% 19	45.12% 74	32.93% 54	9.15% 15	1.22% 2	164	2.43
The AHSA provides opportunities to network with other horse owners and horse industry businesses	6.10% 10	14.63% 24	59.15% 97	16.46% 27	3.66% 6	164	2.97

Q20 Please note how important the following issues pertaining to The Arabian Horse Society of Australia Ltd (AHSA) are to you: ?

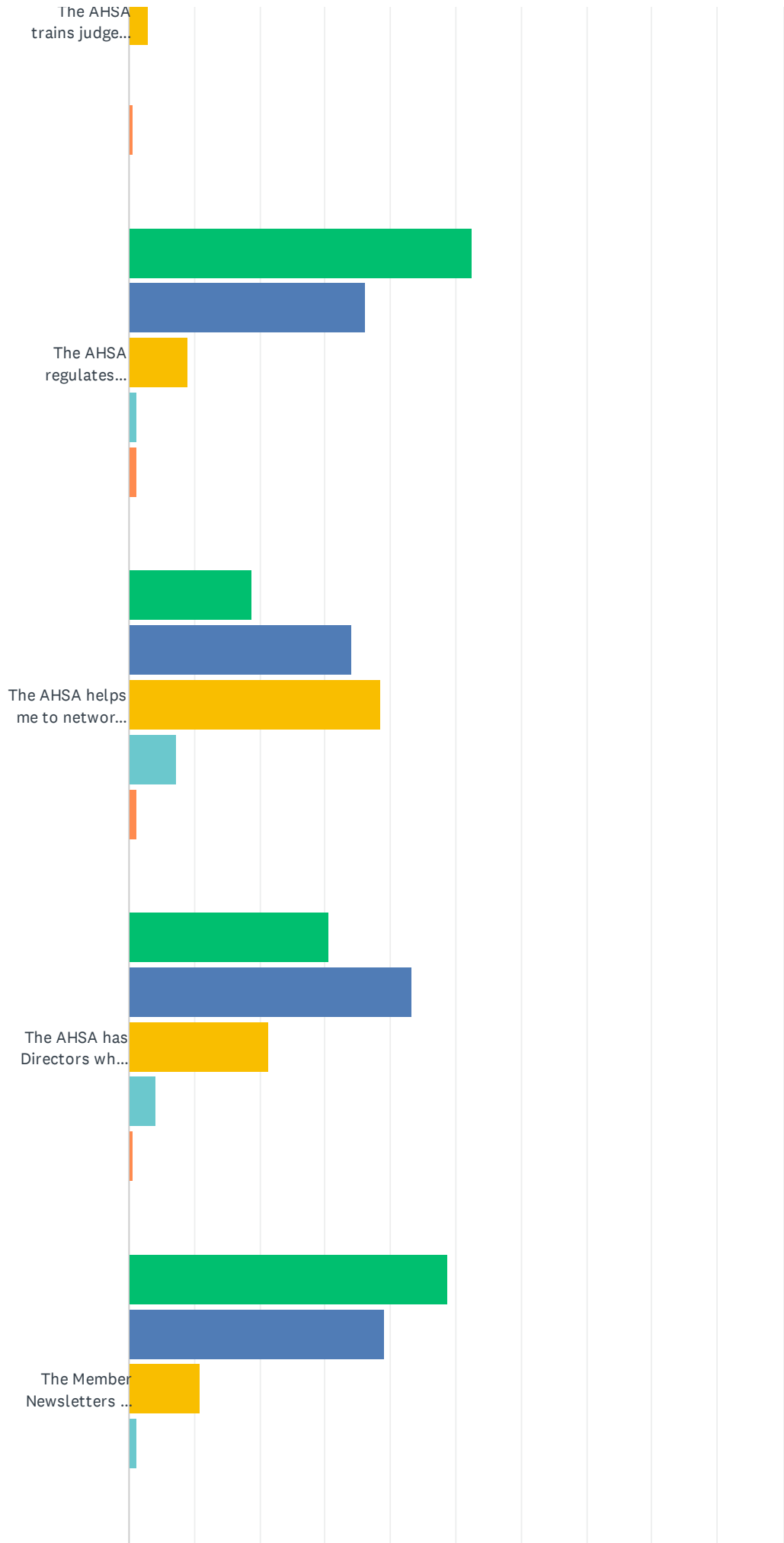
Answered: 168 Skipped: 0



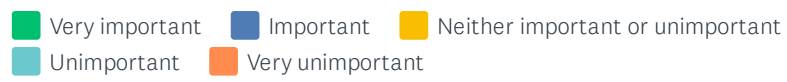
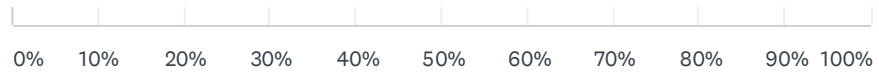
Survey of 2021 AHSA Ltd. Members



Survey of 2021 AHSA Ltd. Members



Survey of 2021 AHSA Ltd. Members

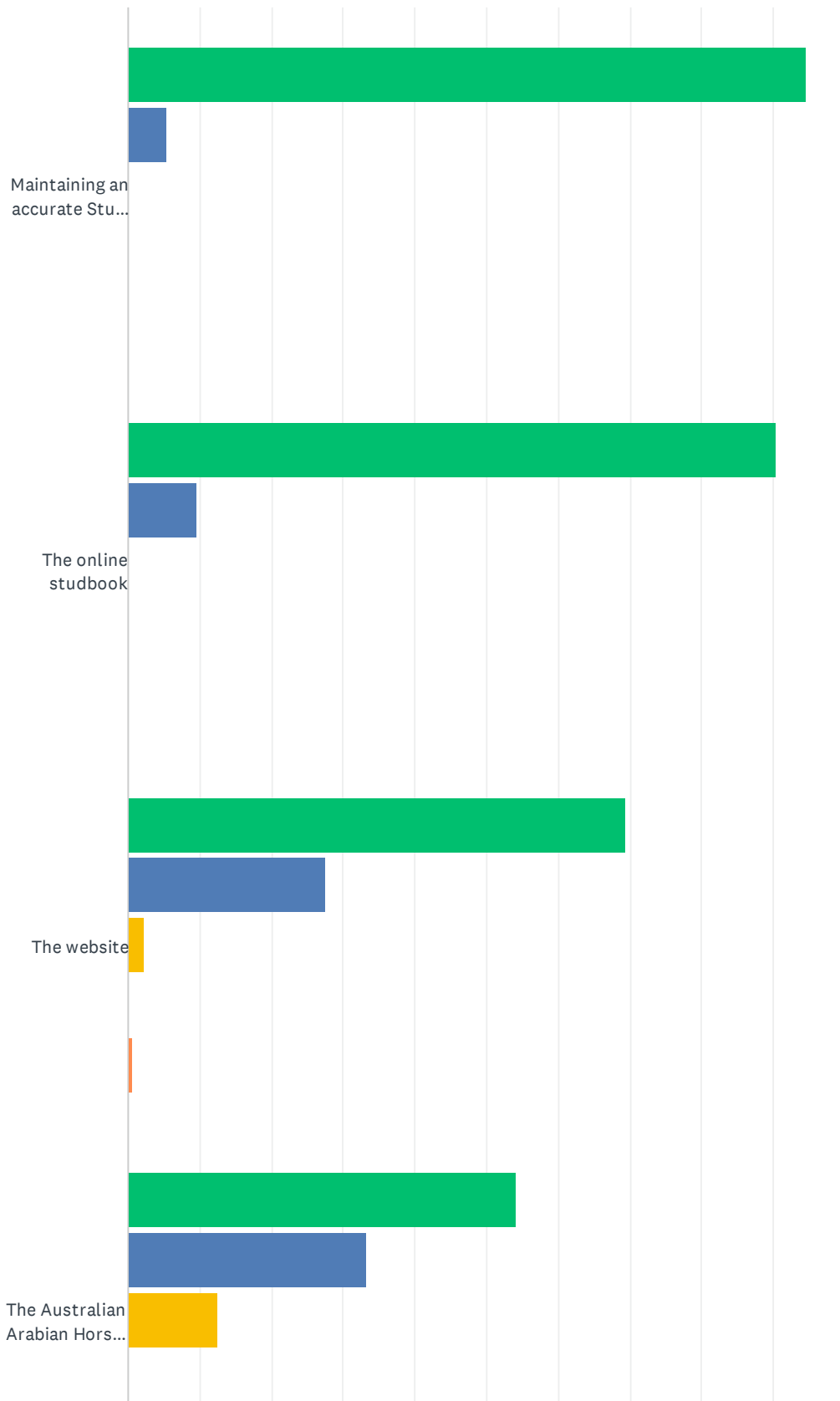


Survey of 2021 AHSA Ltd. Members

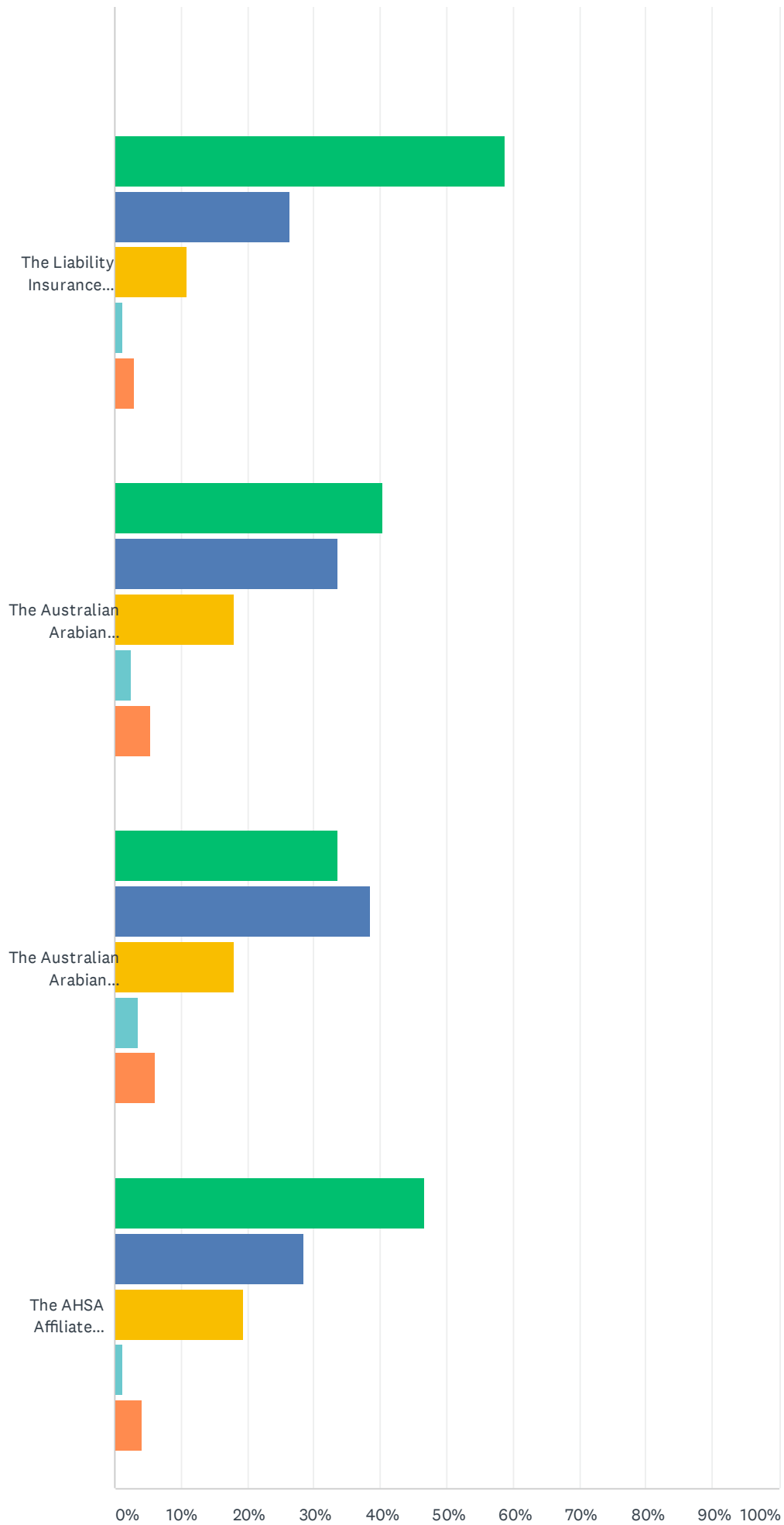
	VERY IMPORTANT	IMPORTANT	NEITHER IMPORTANT OR UNIMPORTANT	UNIMPORTANT	VERY UNIMPORTANT	TOTAL	WEIGHTED AVERAGE
The AHSA ensures the purity of the breed and accuracy of pedigrees	80.95% 136	16.67% 28	2.38% 4	0.00% 0	0.00% 0	168	1.21
The AHSA is a friendly organisation	57.23% 95	39.76% 66	1.81% 3	1.20% 2	0.00% 0	166	1.47
The AHSA is efficient at administration	69.64% 117	29.17% 49	1.19% 2	0.00% 0	0.00% 0	168	1.32
The AHSA conducts The Australian Arabian National Championships & The Australian Arabian National Youth Championships	34.15% 56	37.20% 61	21.95% 36	2.44% 4	4.27% 7	164	2.05
The AHSA supports youth	45.78% 76	39.16% 65	10.84% 18	1.81% 3	2.41% 4	166	1.76
The AHSA supports local Affiliates	44.58% 74	45.78% 76	7.83% 13	1.20% 2	0.60% 1	166	1.67
The AHSA supports endurance	40.61% 67	47.27% 78	10.91% 18	1.21% 2	0.00% 0	165	1.73
The AHSA supports Arabian racing	26.95% 45	41.92% 70	20.96% 35	7.19% 12	2.99% 5	167	2.17
The AHSA trains judges to a high standard	69.70% 115	26.67% 44	3.03% 5	0.00% 0	0.61% 1	165	1.35
The AHSA regulates judging and use of panel judges at Affiliate Shows	52.41% 87	36.14% 60	9.04% 15	1.20% 2	1.20% 2	166	1.63
The AHSA helps me to network with other horse owners	18.90% 31	34.15% 56	38.41% 63	7.32% 12	1.22% 2	164	2.38
The AHSA has Directors who are known to members	30.49% 50	43.29% 71	21.34% 35	4.27% 7	0.61% 1	164	2.01
The Member Newsletters are a valuable information tool	48.80% 81	39.16% 65	10.84% 18	1.20% 2	0.00% 0	166	1.64

Q21 The AHSA currently provides a range of services and benefits and is interested in which of the following are the most important to you. Please indicate how interested or valuable you feel about each service or benefit provided to you ?

Answered: 168 Skipped: 0



Survey of 2021 AHSA Ltd. Members



Survey of 2021 AHSA Ltd. Members

■ Very important
 ■ Important
 ■ Neither important or not important
■ Not important
 ■ Very unimportant

	VERY IMPORTANT	IMPORTANT	NEITHER IMPORTANT OR NOT IMPORTANT	NOT IMPORTANT	VERY UNIMPORTANT	TOTAL	WEIGHTED AVERAGE
Maintaining an accurate Stud Book and Registry	94.64% 159	5.36% 9	0.00% 0	0.00% 0	0.00% 0	168	1.05
The online studbook	90.42% 151	9.58% 16	0.00% 0	0.00% 0	0.00% 0	167	1.10
The website	69.46% 116	27.54% 46	2.40% 4	0.00% 0	0.60% 1	167	1.35
The Australian Arabian Horse News	54.17% 91	33.33% 56	12.50% 21	0.00% 0	0.00% 0	168	1.58
The Liability Insurance component of your membership	58.68% 98	26.35% 44	10.78% 18	1.20% 2	2.99% 5	167	1.63
The Australian Arabian National Championships	40.36% 67	33.73% 56	18.07% 30	2.41% 4	5.42% 9	166	1.99
The Australian Arabian National Youth Championships	33.73% 56	38.55% 64	18.07% 30	3.61% 6	6.02% 10	166	2.10
The AHSA Affiliate Organisation Insurance Package (Liability Insurance)	46.67% 77	28.48% 47	19.39% 32	1.21% 2	4.24% 7	165	1.88

Q22 Finally, what else would you like the AHSA to do more of, or provide, that is not already being provided. For each item please suggest a method on implementation and advise if you would be prepared to pay an increased membership fee for those incurring extra cost to The Society ?

Answered: 97 Skipped: 71